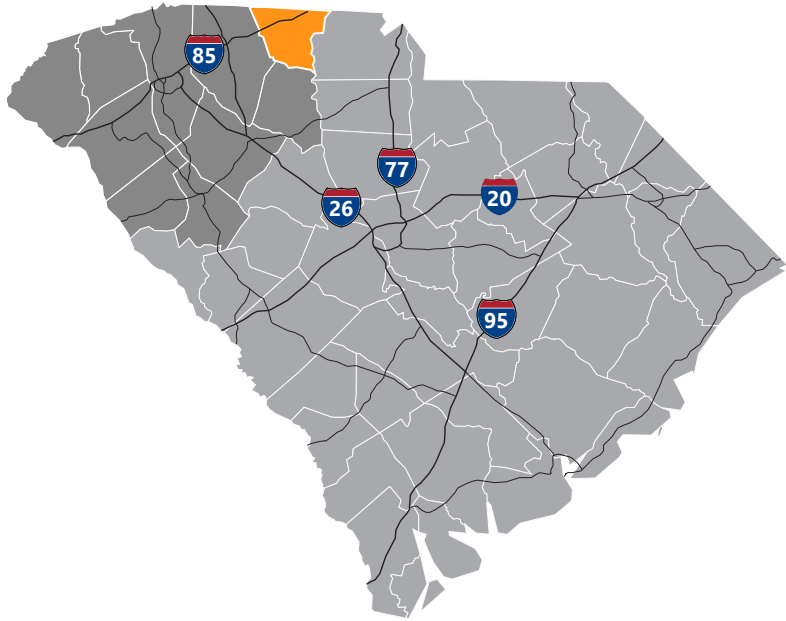


Discover Your Potential

Cherokee County

The county was named for the Cherokees who once made it their home. It was formed in 1897, and the county seat is Gaffney. Iron mining was such an important activity in this region before the Civil War, it is sometimes called the Old Iron District. Today, Cherokee County enjoys a thriving and profitable local economy and an abundance of natural and manufactured resources. Cherokee County sits in a prime location just off I-85 between Charlotte, NC and Greenville/Spartanburg, SC. Charlotte's Douglas International Airport and the Greenville-Spartanburg International Airport are both within 45 miles and the mainline of Norfolk Southern Railroad runs through Cherokee County. The Port of Charleston is easily accessible via major highways. Cherokee County offers an unbeatable combination of such factors as an abundant and educated work force with customized training by South Carolina Special Schools, a diversified industrial base, a high standard of living and quality of life, pro-business local governments, and easy access to transportation routes.



Total Population

	2010	2018	2023	Growth Rate ¹
Cherokee County	55,342	57,807	58,991	0.41%
Upstate SC	1,362,073	1,482,416	1,563,925	1.08%
South Carolina	4,625,364	5,108,693	5,437,217	1.25%

¹Projected Annual Growth Rate 2018-2023

Population by Age

	2010	2018	2023
Under 5	6.7%	6.1%	6.1%
5 to 9	6.7%	6.4%	6.3%
10 to 14	6.9%	6.3%	6.6%
15 to 24	13.7%	12.0%	12.2%
25 to 34	11.5%	13.1%	12.8%
35 to 44	13.9%	12.3%	13.3%
45 to 54	14.2%	13.7%	12.5%
55 to 64	12.8%	13.4%	12.6%
65+	13.5%	15.7%	17.6%

39.1% of the population is prime working age

Population by Race & Ethnicity

	2010	2018	2023
White	75.0%	74.6%	74.0%
Black	20.4%	19.9%	19.6%
American Indian/ Alaska Native	0.4%	0.4%	0.5%
Asian	0.6%	0.7%	0.8%
Hawaiian/ Pacific Islander	0.0%	0.0%	0.0%
Some Other Race	2.2%	2.6%	3.0%
Two or More Races	1.4%	1.8%	2.1%
Hispanic Origin (Any Race)	3.7%	4.3%	5.0%

Households & Families

	2010	2018	2023
Total Households	21,519	22,017	22,365
Total Families	14,941	15,052	15,203
Average HH Size	2.5	2.6	2.6
Renter Occupied*	31.1%	30.0%	29.5%
Owner Occupied*	68.9%	70.0%	70.5%

*Housing tenure data is a percentage of total occupied housing units

Median Household Income

	2018	2023
Cherokee County	\$36,867	\$38,030
South Carolina	\$50,748	\$56,462
United States	\$58,100	\$65,727

Per Capita Income

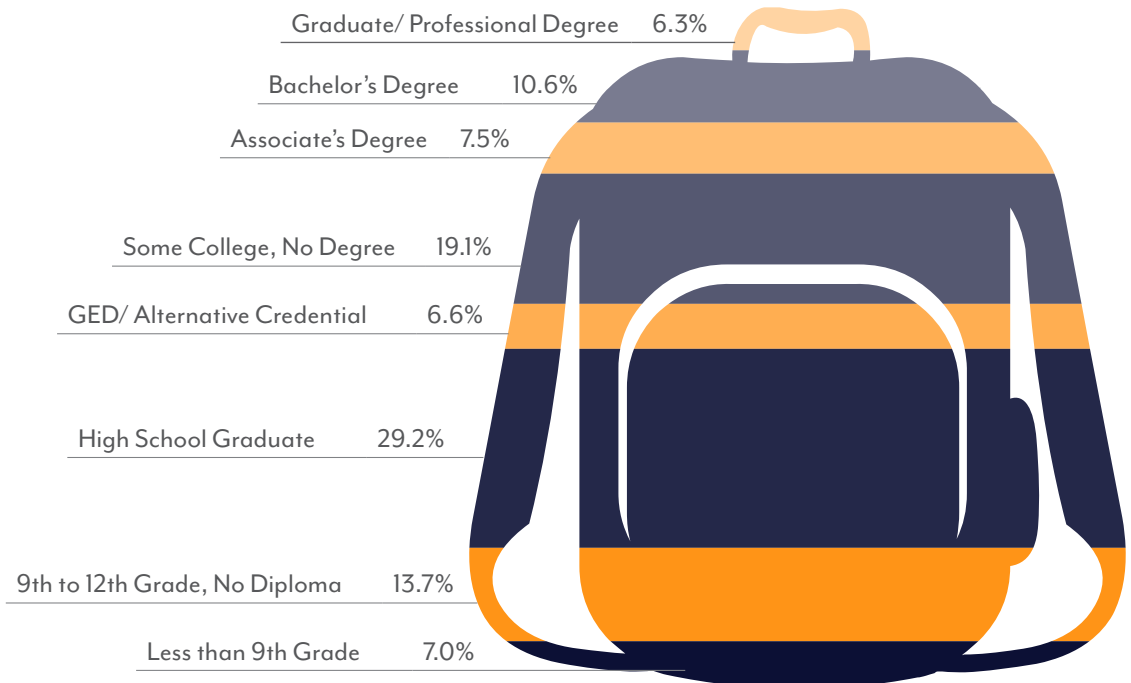
	2018	2023
Cherokee County	\$19,960	\$21,902
South Carolina	\$27,697	\$31,565
United States	\$31,950	\$36,530

2018 Highest Education Attainment, Age 25+

High School Diploma
or Higher



Bachelor's Degree
or Higher





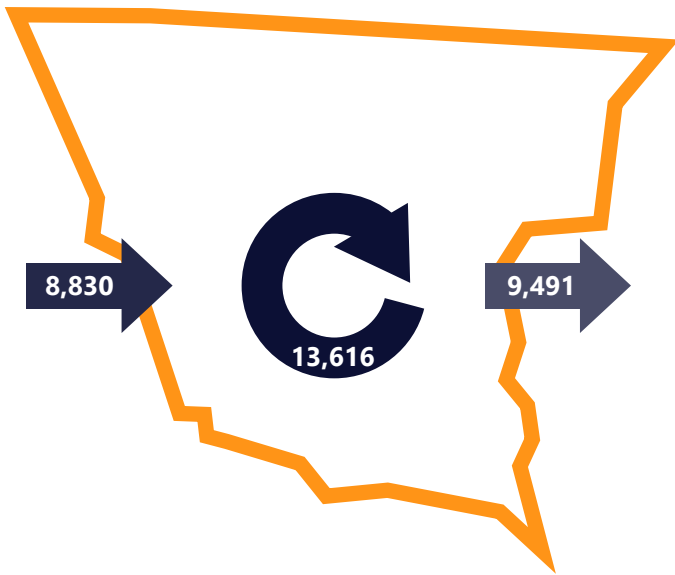
Commuting Patterns

Travel Distance to Work

Less than 10 miles	39.2%
10-24 miles	24.5%
25-50 miles	18.1%
50 miles or more	18.2%

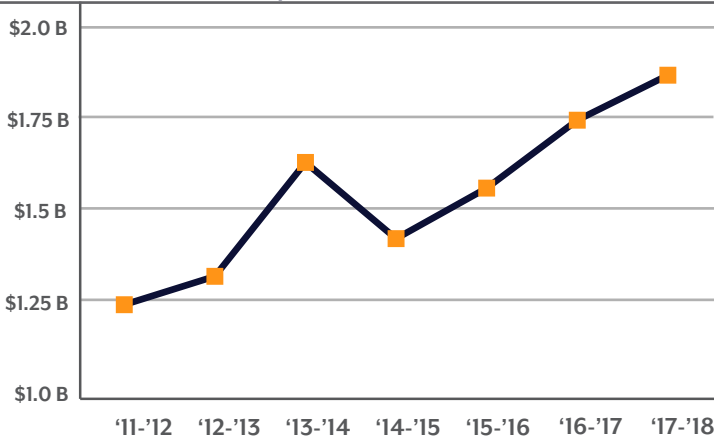
63.7% of workers travel less than 25 miles

Worker Inflow/Outflow



Live and Work in Cherokee County	13,616
Commute into Cherokee County	8,830
Commute Out of Cherokee County	9,491

Gross Retail Sales by Fiscal Year



Where Do Cherokee County Workers Live?

Cherokee County	41.1%
Spartanburg County	21.5%
Greenville County	6.6%
Mecklenburg County, NC	4.1%
Richland County	3.2%
York County	2.7%
Cleveland County, NC	2.3%
Lexington County	1.6%
Gaston County, NC	1.6%
Anderson County	1.4%

Employment by Industry

Industry	Percentage	Count
Agriculture/Mining	0.6%	140
Construction	5.9%	1,376
Manufacturing	26.9%	6,275
Wholesale Trade	2.6%	606
Retail Trade	13.1%	3,056
Transportation/Utilities	7.7%	1,796
Information	0.9%	210
Finance/Insurance/Real Estate	2.6%	606
Services	37.2%	8,677
Public Administration	2.6%	606
Total	100%	23,326

2018 Civilian Population in Labor Force (16+)

Employed	95.2%
Unemployed	4.8%

Business Establishments by Industry



Top 5 Manufacturing Employers

Company	Employees	Primary Product(s)
Nestlé USA - Prepared Foods Division	1,400	Frozen prepared foods
Milliken & Co. (Allen, Limestone & Magnolia Plants)	989	Broadwoven fabrics, fabric dyeing & finishing, chemicals
Freightliner Custom Chassis	909	Motor home chassis
Hamrick Mills, Inc. (Multiple Locations)	890	Ball & roller bearings
The Timken Company	625	Print cloth, shade cloth & sheeting

Top 5 Non-Manufacturing Employers

Company	Employees	Industry
Local Government	2,102	Local Government
Cherokee County School District	1,580	Education
Dollar Tree Distribution	450	Warehouse & Distribution
UPS	400	Warehouse & Distribution
Limestone College	360	Education

 Airport Access	 Port Access	 Highway Access	 Rail Access
<p>Greenville Spartanburg International</p> <ul style="list-style-type: none"> - 50 non-stop daily departures - 16 major cities and 19 major airports across the US <ul style="list-style-type: none"> - Allegiant Air - American Airlines - Delta - Frontier Airlines - Southwest Airlines - United Airlines <p>Spartanburg Downtown Memorial Airport</p> <p>Shelby-Cleveland County Regional Airport (Shelby, NC)</p>	<p>Inland Port Greer</p> <ul style="list-style-type: none"> - 40 Miles from the City of Gaffney - 124,817 Rail Lifts in 2017 - 20.4% growth from 2016 <p>Port of Charleston</p> <ul style="list-style-type: none"> - 202 Miles from the City of Gaffney - 2.2 M TEUs handled in 2017 - 9.0% growth from 2016 	<p>Interstates</p> <ul style="list-style-type: none"> - I-85 <p>Highways</p> <ul style="list-style-type: none"> - US 29 - US 221 - SC 11 - SC 18 - SC105 - US 150 	<p>Rail Providers</p> <ul style="list-style-type: none"> - Norfolk-Southern - CSX



Cherokee County
 110 Railroad Avenue, Gaffney, SC 29340
 864.487.2560
www.cherokeecountysc.gov



Appalachian Council of Governments
 30 Century Circle, Greenville, SC 29607
 864.242.9733
www.scacog.org

Additional Resources

www.cherokeeconomydevelopmentboard.com
www.cherokeechamber.org

www.upstatescalliance.com
www.upstateforever.org

www.southcarolinaparks.com
www.sciway.net

Sources: ESRI Business Analyst (2018 and 2023 Estimates); US Census Bureau (2010 Census Data); US Bureau of Labor Statistics; Longitudinal Employer-Household Dynamics, US Census Bureau (2015), Manufacturer's News, Appalachian Council of Governments, Cherokee County Development Board, and SC Department of Revenue and Taxation (Fiscal Year Retail Sales).