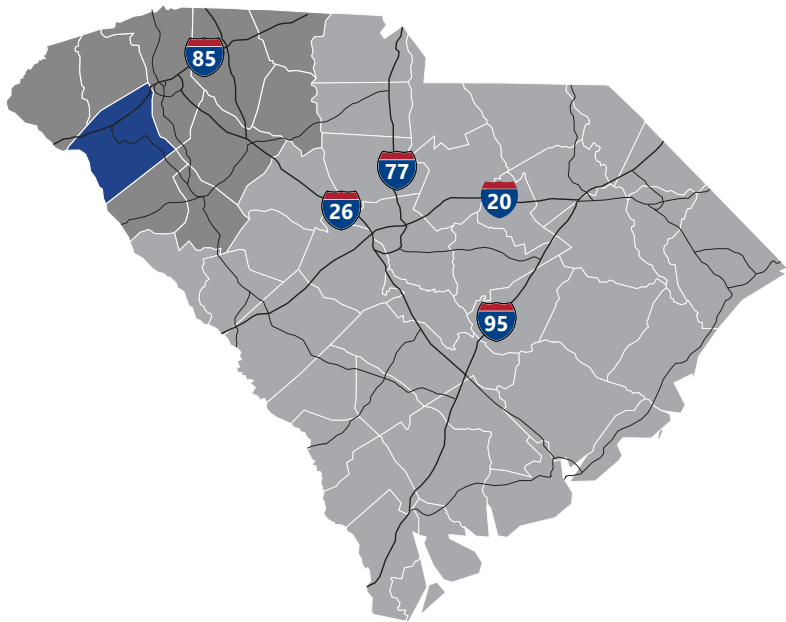


Where The World Comes Together

Anderson County

Anderson County lies along I-85 in the northwestern portion of upstate South Carolina, equidistant to Atlanta, GA and Charlotte, NC. The area, with one of the lowest costs of living in the United States, is a thriving industrial, commercial, and tourist center. With more than 15 universities and colleges within 50 miles of Anderson, there are many great higher education options for students. With all of these, Anderson County has the integrated resources available to help train and develop a highly skilled workforce with the prestigious education and training programs of institutions including Anderson University, Clemson University, and Tri County Technical College. Anderson County is also home to 55,950-acre Lake Hartwell, a U.S. Army Corps of Engineers lake with nearly 1,000 miles of shoreline for residential and recreational use. Its communities have a small-town feel that make people want to stay. From a temperate southern climate and Lake Hartwell, to leading universities and a variety of arts programs, Anderson County offers an unmatched combination of quality of life features that makes for an ideal location for all of its citizens.



Total Population

	2010	2018	2023	Growth Rate ¹
Anderson County	187,126	201,906	211,950	0.98%
Upstate SC	1,362,073	1,482,416	1,563,925	1.08%
South Carolina	4,625,364	5,108,693	5,437,217	1.25%

¹Projected Annual Growth Rate 2018-2023

Population by Age

	2010	2018	2023
Under 5	6.4%	5.9%	5.7%
5 to 9	6.6%	6.1%	6.0%
10 to 14	6.9%	6.2%	6.3%
15 to 24	12.5%	11.7%	11.3%
25 to 34	11.4%	12.2%	11.5%
35 to 44	13.3%	12.0%	12.2%
45 to 54	14.8%	13.4%	12.6%
55 to 64	12.9%	14.0%	13.8%
65+	15.1%	18.3%	20.6%

37.6% of the population is prime working age

Population by Race & Ethnicity

	2010	2018	2023
White	80.1%	79.6%	79.1%
Black	16.0%	15.4%	15.0%
American Indian/ Alaska Native	0.3%	0.3%	0.3%
Asian	0.8%	1.0%	1.3%
Hawaiian/ Pacific Islander	0.0%	0.0%	0.0%
Some Other Race	1.3%	1.7%	2.0%
Two or More Races	1.5%	1.9%	2.3%
Hispanic Origin (Any Race)	2.9%	3.8%	4.6%

Households & Families

	2010	2018	2023
Total Households	73,829	78,905	82,569
Total Families	51,922	54,662	56,874
Average HH Size	2.5	2.5	2.5
Renter Occupied*	28.2%	23.3%	23.5%
Owner Occupied*	71.8%	76.7%	76.5%

*Housing tenure data is a percentage of total occupied housing units

Median Household Income

	2018	2023
Anderson County	\$49,116	\$55,665
South Carolina	\$50,748	\$56,462
United States	\$58,100	\$65,727

Per Capita Income

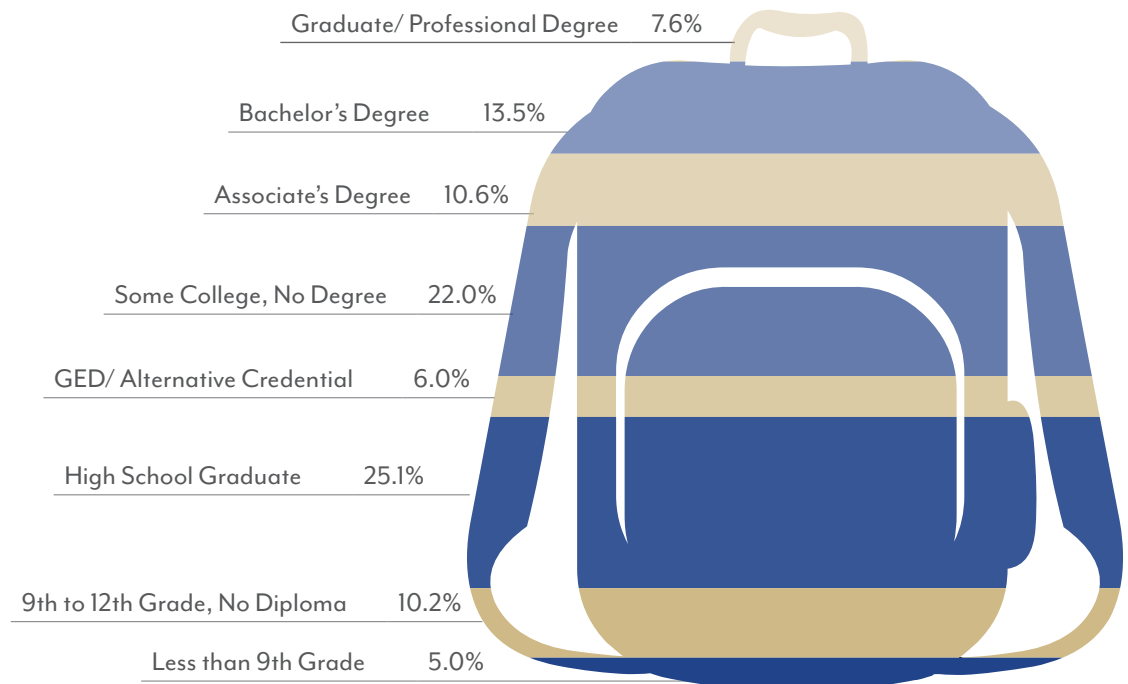
	2018	2023
Anderson County	\$26,135	\$30,110
South Carolina	\$27,697	\$31,565
United States	\$31,950	\$36,530

2018 Highest Education Attainment, Age 25+

High School Diploma
or Higher



Bachelor's Degree
or Higher





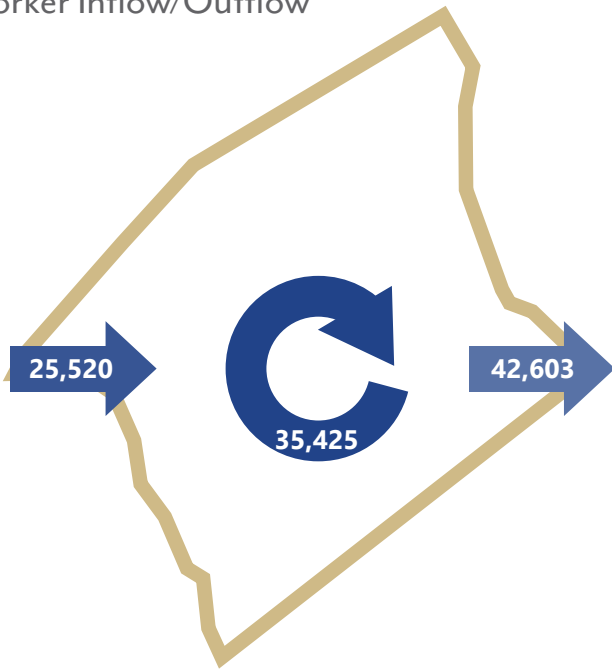
Commuting Patterns

Travel Distance to Work

Less than 10 miles	39.8%
10-24 miles	30.2%
25-50 miles	16.7%
50 miles or more	13.3%

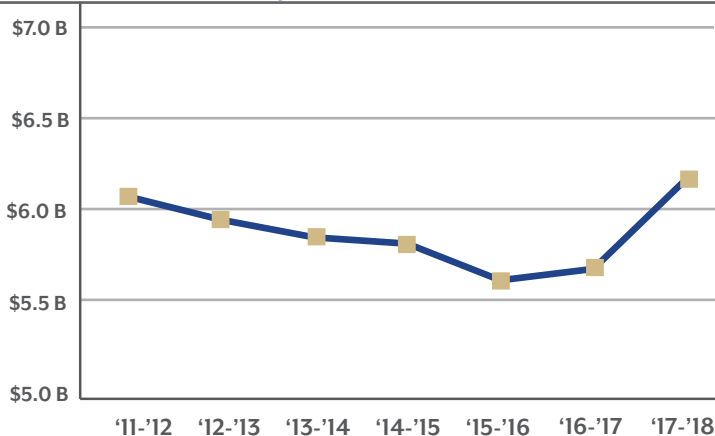
70.0% of workers travel less than 25 miles

Worker Inflow/Outflow



Live and Work in Anderson County	35,425
Commute into Anderson County	25,520
Commute Out of Anderson County	42,603

Gross Retail Sales by Fiscal Year



Where Do Anderson County Workers Live?

Anderson County	45.4%
Greenville County	25.9%
Pickens County	6.1%
Spartanburg County	4.0%
Oconee County	2.5%
Richland County	2.3%
Lexington County	1.3%
Greenwood County	1.3%
Laurens County	1.0%
Charleston County	0.9%

Employment by Industry

Agriculture/Mining	0.7%	625
Construction	6.1%	5,450
Manufacturing	20.6%	18,405
Wholesale Trade	3.2%	2,859
Retail Trade	13.2%	11,794
Transportation/Utilities	4.2%	3,753
Information	1.0%	893
Finance/Insurance/Real Estate	3.9%	3,485
Services	43.8%	39,134
Public Administration	3.3%	2,948
Total	100%	89,347

2018 Civilian Population in Labor Force (16+)

Employed	96.2%
Unemployed	3.8%

Business Establishments by Industry



Top 5 Manufacturing Employers

Company	Employees	Primary Product(s)
Electrolux Home Products, Inc.	1,950	Refrigerators
Robert Bosch Corporation	1,200	Automotive components (oxygen sensors)
Michelin North America, Inc.	990	Rubber tires
Glen Raven Custom Fabrics, LLC	600	Outdoor performance fabrics
Orian Rugs	550	Area rugs and yarns

Top 5 Non-Manufacturing Employers

Company	Employees	Industry
Anderson Co. Public Schools	4,082	Public Education
AnMed Health	3,915	Health Services
Anderson County Government	1,739	Local Government
State of South Carolina	1,635	State Government
Walmart Supercenters	725	Retail

 Airport Access	 Port Access	 Highway Access	 Rail Access
<p>Greenville Spartanburg International</p> <ul style="list-style-type: none"> - 50 non-stop daily departures - 16 major cities and 19 major airports across the US <ul style="list-style-type: none"> - Allegiant Air - American Airlines - Delta - Frontier Airlines - Southwest Airlines - United Airlines <p>Anderson Regional Airport</p>	<p>Inland Port Greer</p> <ul style="list-style-type: none"> - 45 Miles from the City of Anderson - 124,817 Rail Lifts in 2017 - 20.4% growth from 2016 <p>Port of Charleston</p> <ul style="list-style-type: none"> - 212 Miles from the City of Anderson - 2.2 M TEUs handled in 2017 - 9.0% growth from 2016 	<p>Interstates</p> <ul style="list-style-type: none"> - I-85 <p>Highways</p> <ul style="list-style-type: none"> - US 76 - US 178 - US 29 - SC 81 - SC 24 	<p>Rail Providers</p> <ul style="list-style-type: none"> - Norfolk-Southern - CSX - Greenville & Western - Carolina Piedmont - Pickens



Anderson County
 101 South Main Street, Anderson, SC 29624
 864.260.4031
www.andersoncountysc.org



Appalachian Council of Governments
 30 Century Circle, Greenville, SC 29607
 864.242.9733
www.scacog.org

Additional Resources

www.visitanderson.com
www.andersonscchamber.com

www.upstatescalliance.com
www.upstateforever.org

www.southcarolinaparks.com
www.sciway.net

Sources: ESRI Business Analyst (2018 and 2023 Estimates); US Census Bureau (2010 Census Data); US Bureau of Labor Statistics; Longitudinal Employer-Household Dynamics, US Census Bureau (2015), Manufacturer's News, Appalachian Council of Governments, Anderson County Economic Development, and SC Department of Revenue and Taxation (Fiscal Year Retail Sales).