



Total Population

	2010	2021	2026	Growth Rate ¹
West Union	291	344	363	1.08%
Oconee County	74,273	82,771	86,334	0.85%
Upstate SC	1,362,073	1,544,124	1,631,029	1.10%
South Carolina	4,625,364	5,321,206	5,665,411	1.26%

¹ Projected annual growth rate 2021-2026

Households & Families

	2010	2021	2026
Total Households	131	155	163
Total Families	78	107	112
Average HH Size	2.22	2.22	2.23

Population by Age


	2010	2021	2026
Under 5	7.9%	6.4%	6.1%
5 to 9	3.4%	6.4%	6.1%
10 to 14	6.2%	6.7%	6.6%
15 to 24	10.4%	11.3%	11.3%
25 to 34	13.7%	11.6%	11.3%
35 to 44	10.0%	11.9%	11.3%
45 to 54	13.4%	12.8%	12.7%
55 to 64	14.7%	13.1%	13.2%
65+	20.3%	19.8%	21.5%



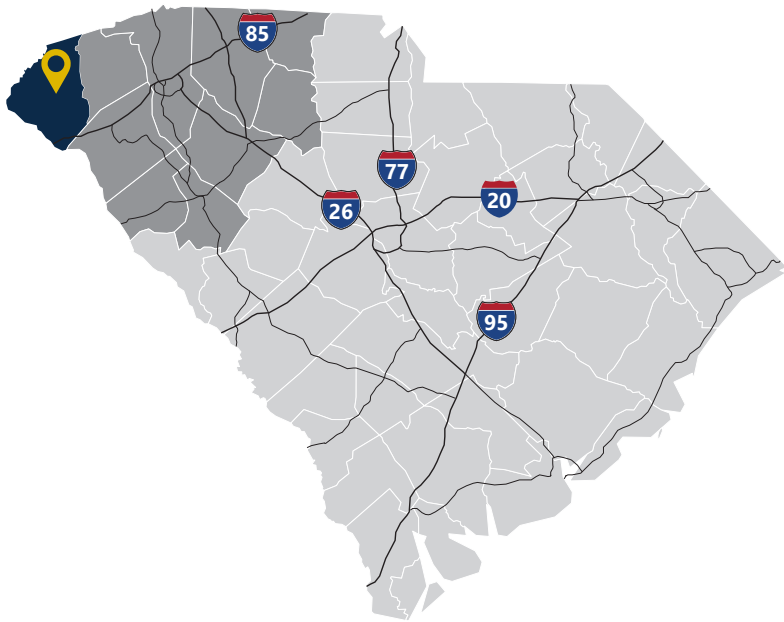
Under 18



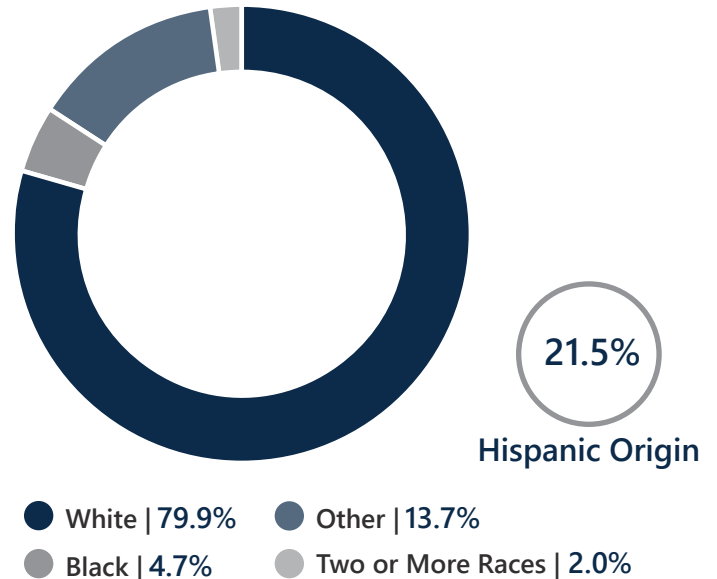
Prime Working Age



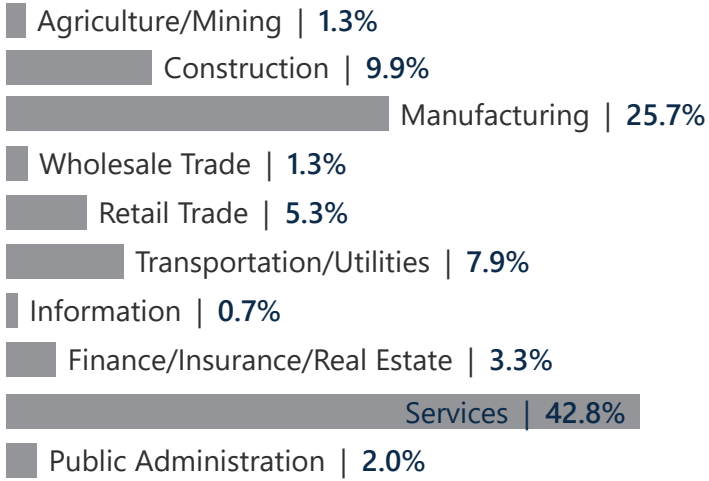
Median Age



2021 Population By Race & Ethnicity

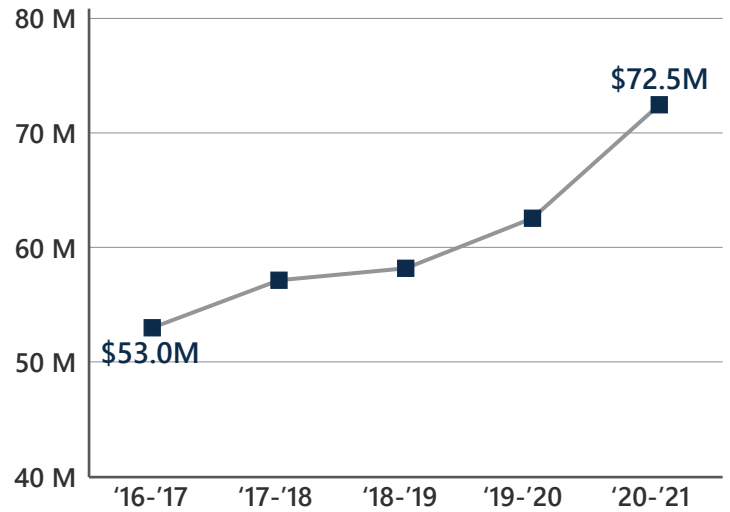


2021 Employment by Industry

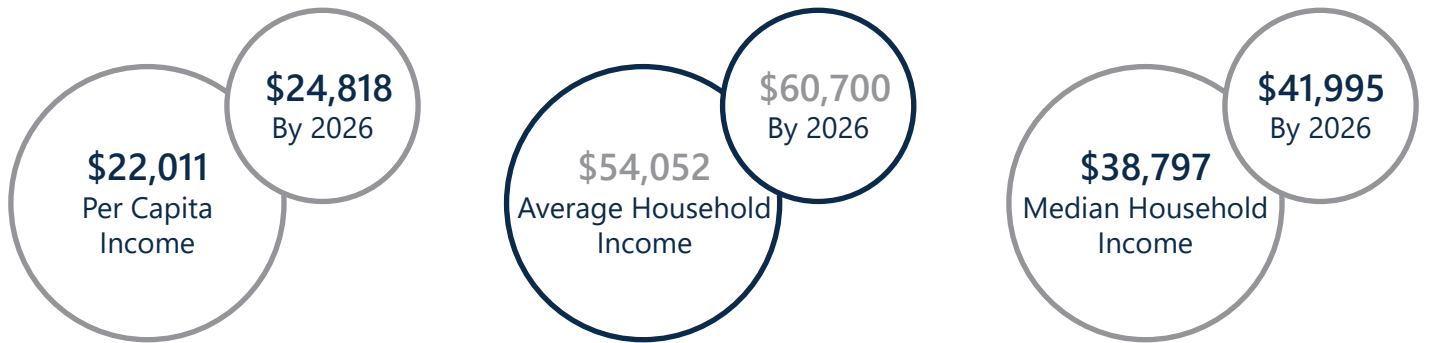


Employed Population, Age 16+ | 151 people or 93.2%


Gross Retail Sales By Fiscal Year



2021 Income



2021 Educational Attainment, Age 25+



OCONEE COUNTY, SOUTH CAROLINA, USA

Oconee Economic Alliance
Annie Caggiano, Executive Director
864.638.4210
www.oconeealliance.org



Appalachian Council of Governments
30 Century Circle, Greenville, SC 29607
864.242.9733
www.scacog.org

Town of West Union
1442 W. Main Street, West Union, SC 29696
864.638.9978
www.townofwestunion.com