



### Total Population

	2010	2021	2026	Growth Rate <sup>1</sup>
West Pelzer	880	902	919	0.40%
Anderson County	187,126	209,968	221,069	1.04%
Upstate SC	1,362,073	1,544,124	1,631,029	1.10%
South Carolina	4,625,364	5,321,206	5,665,411	1.26%

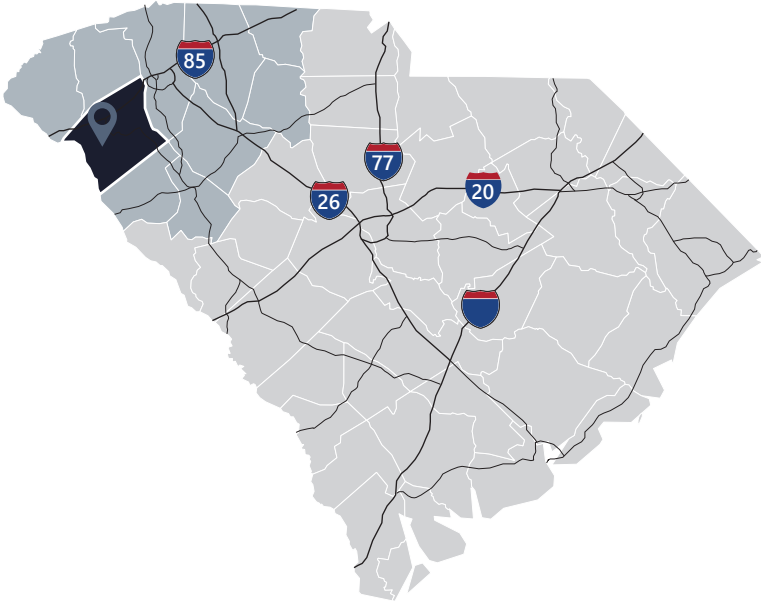
<sup>1</sup> Projected annual growth rate 2021-2026

### Households & Families

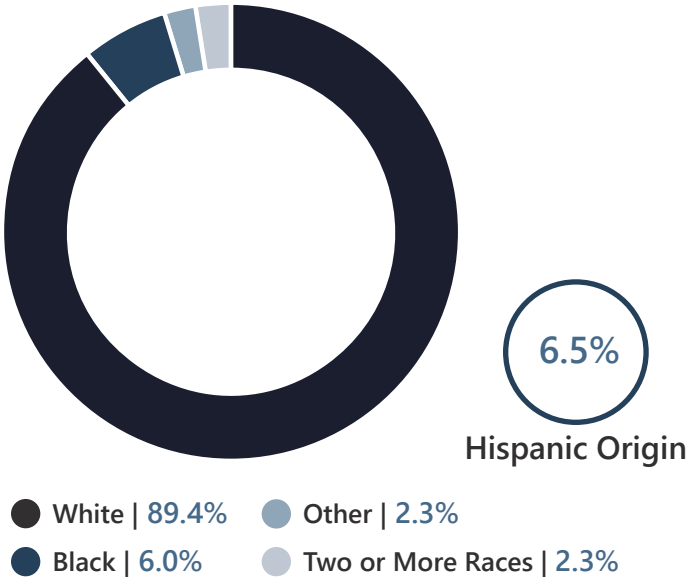
	2010	2021	2026
Total Households	384	393	401
Total Families	244	239	241
Average HH Size	2.29	2.30	2.29

### Population by Age

	2010	2021	2026
Under 5	7.0%	6.0%	5.8%
5 to 9	7.4%	5.9%	5.9%
10 to 14	5.1%	5.8%	5.8%
15 to 24	14.1%	10.9%	11.9%
25 to 34	12.9%	14.5%	10.2%
35 to 44	11.9%	12.2%	13.4%
45 to 54	12.1%	12.3%	11.9%
55 to 64	13.4%	12.5%	14.2%
65+	16.0%	20.0%	20.8%



### 2021 Population By Race & Ethnicity



Under 18

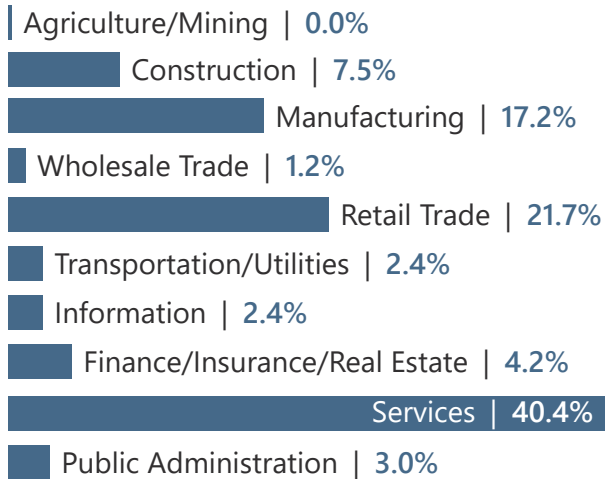


Prime Working Age



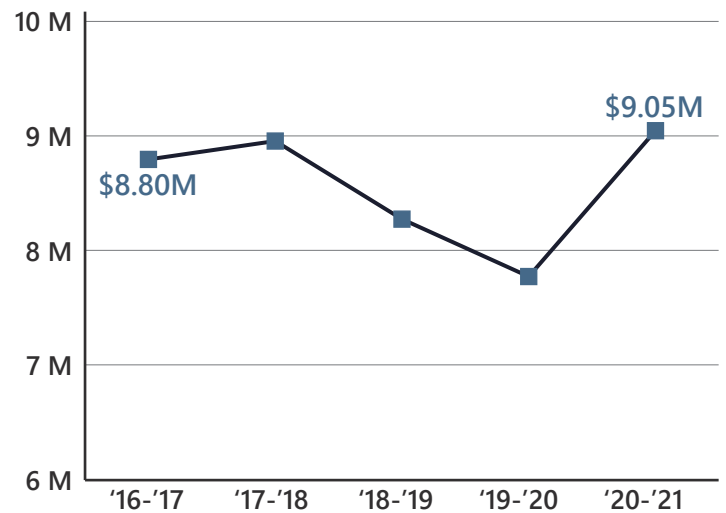
Median Age

## 2021 Employment by Industry

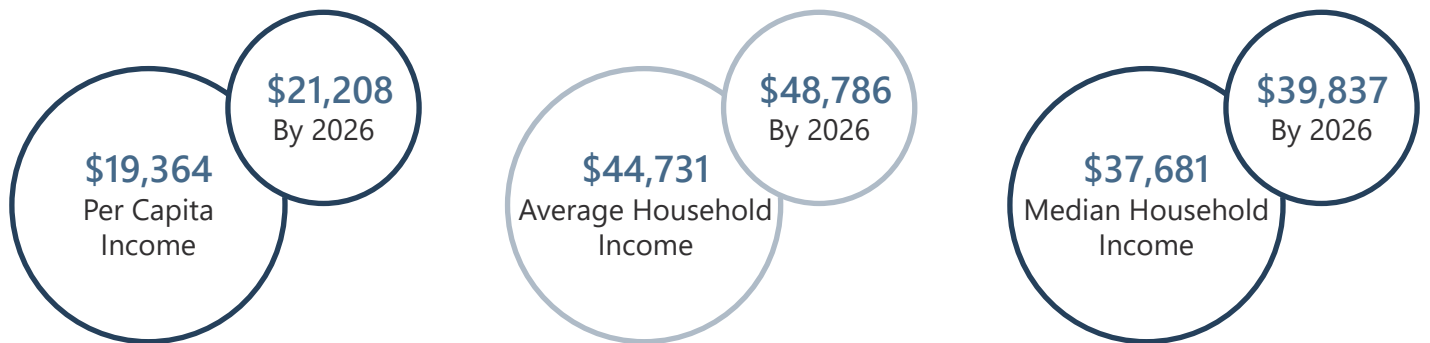


Employed Population, Age 16+ | 333 people or 96.5%


## Gross Retail Sales By Fiscal Year



## 2021 Income



## 2021 Educational Attainment, Age 25+



**Anderson County Economic Development**  
 Burriss Nelson, Economic Development Director  
 864.260.4386  
[www.andersoncountysc.org/econ-dev](http://www.andersoncountysc.org/econ-dev)



**Appalachian Council of Governments**  
 30 Century Circle, Greenville, SC 29607  
 864.242.9733  
[www.scacog.org](http://www.scacog.org)



**Town of West Pelzer**  
 30 Main Street, West Pelzer, SC 29669  
 864.947.6297  
[www.westpelzer.com](http://www.westpelzer.com)