



# Town of Salem

## Total Population

	2010	2021	2026	Growth Rate <sup>1</sup>
Salem	135	147	152	0.67%
Oconee County	74,273	82,771	86,334	0.85%
Upstate SC	1,362,073	1,544,124	1,631,029	1.10%
South Carolina	4,625,364	5,321,206	5,665,411	1.26%

<sup>1</sup> Projected annual growth rate 2021-2026

## Households & Families

	2010	2021	2026
Total Households	60	66	69
Total Families	38	43	44
Average HH Size	2.25	2.14	2.13

## Population by Age


	2010	2021	2026
Under 5	5.9%	4.1%	4.0%
5 to 9	6.7%	5.4%	5.3%
10 to 14	4.4%	6.8%	7.2%
15 to 24	8.1%	8.8%	9.2%
25 to 34	8.9%	11.6%	9.2%
35 to 44	14.8%	10.9%	11.8%
45 to 54	19.3%	13.6%	13.2%
55 to 64	13.3%	15.7%	15.1%
65+	18.5%	23.1%	24.3%



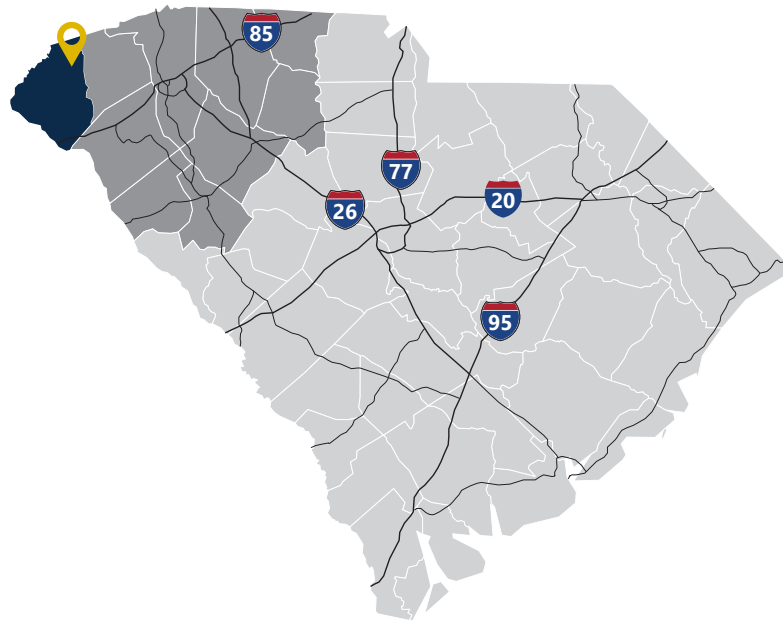
Under 18



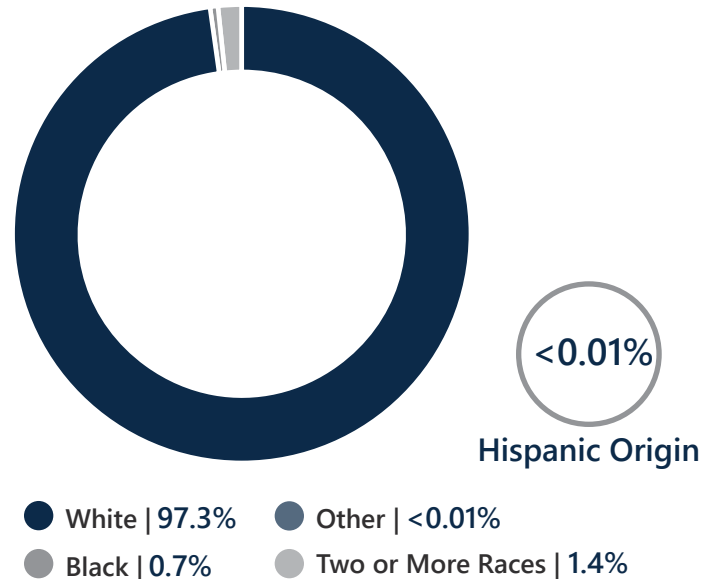
Prime Working Age



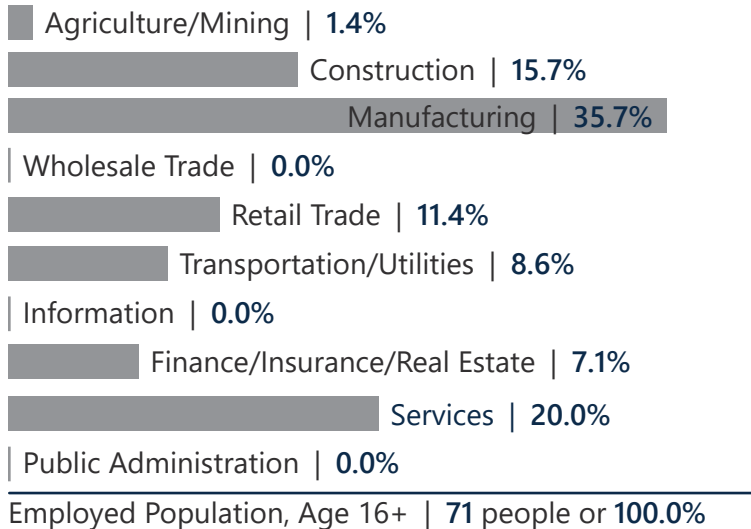
Median Age



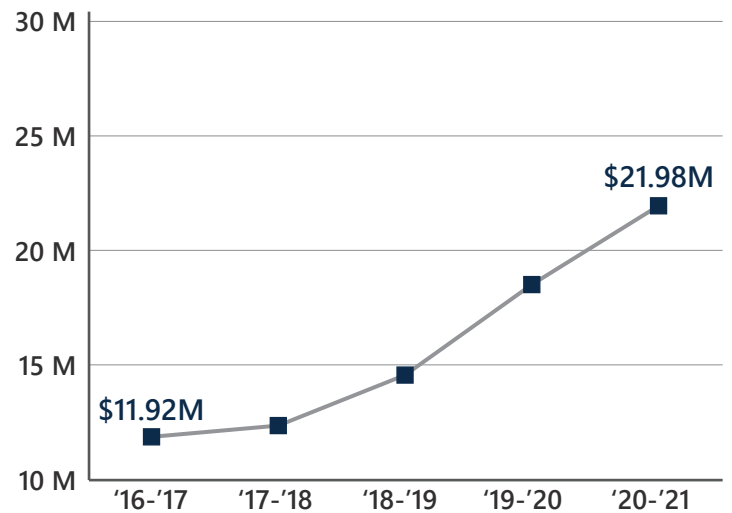
## 2021 Population By Race & Ethnicity



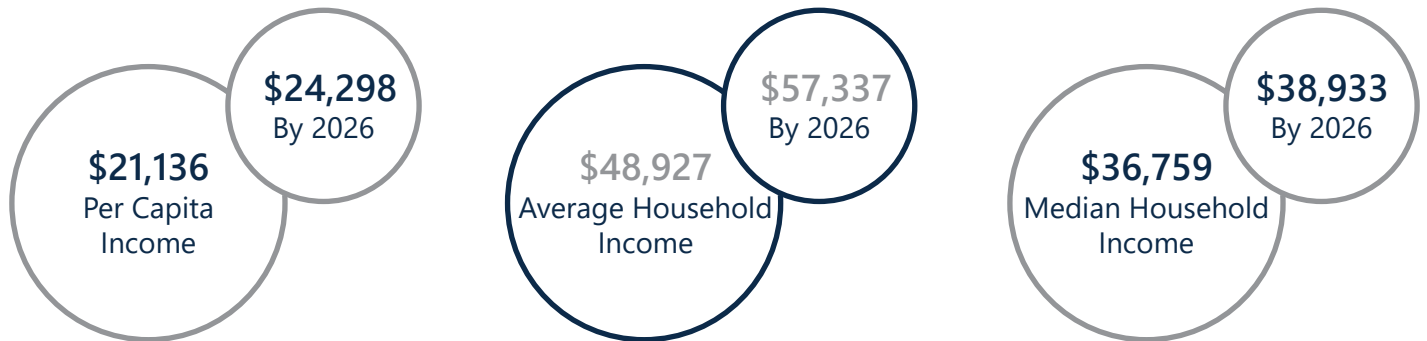
## 2021 Employment by Industry




## Gross Retail Sales By Fiscal Year



## 2021 Income



## 2021 Educational Attainment, Age 25+



OCONEE COUNTY, SOUTH CAROLINA, USA

**Oconee Economic Alliance**  
Annie Caggiano, *Executive Director*  
864.638.4210  
www.oconeealliance.org



**Appalachian Council of Governments**  
30 Century Circle, Greenville, SC 29607  
864.242.9733  
www.scacog.org

**Town of Salem**  
5A Park Avenue, Salem, SC 29676  
864.944.2819  
www.salemsc.us