



Town of Reidville

Total Population

	2010	2021	2026	Growth Rate ¹
Reidville	601	1,211	1,354	2.26%
Spartanburg County	284,307	331,427	354,621	1.36%
Upstate SC	1,362,073	1,544,124	1,631,029	1.10%
South Carolina	4,625,364	5,321,206	5,665,411	1.26%

¹ Projected annual growth rate 2021-2026

Households & Families

	2010	2021	2026
Total Households	238	473	529
Total Families	167	362	402
Average HH Size	2.53	2.56	2.56

Population by Age

	2010	2021	2026
Under 5	6.7%	6.6%	6.8%
5 to 9	6.5%	7.1%	7.1%
10 to 14	7.7%	7.4%	7.5%
15 to 24	10.8%	11.4%	11.5%
25 to 34	14.0%	12.5%	13.2%
35 to 44	14.5%	13.0%	12.9%
45 to 54	15.0%	14.6%	12.9%
55 to 64	13.2%	12.8%	12.2%
65+	11.9%	14.5%	16.0%



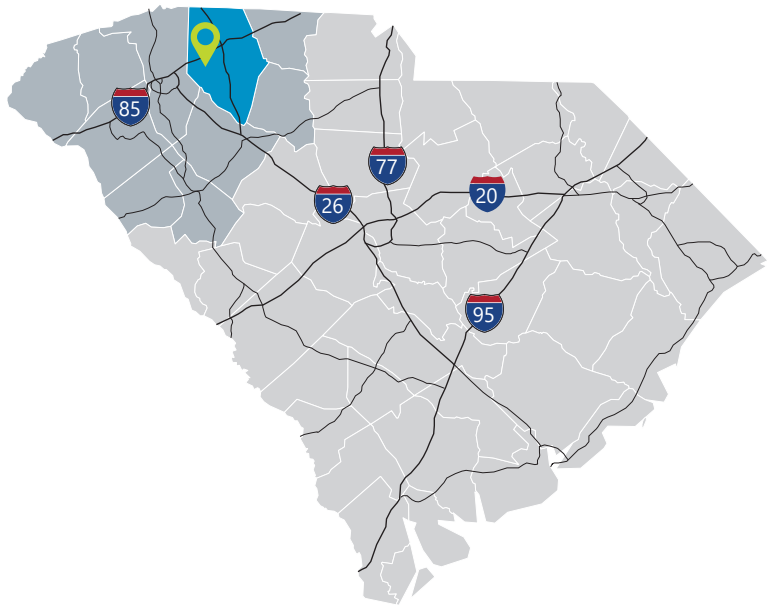
Under 18



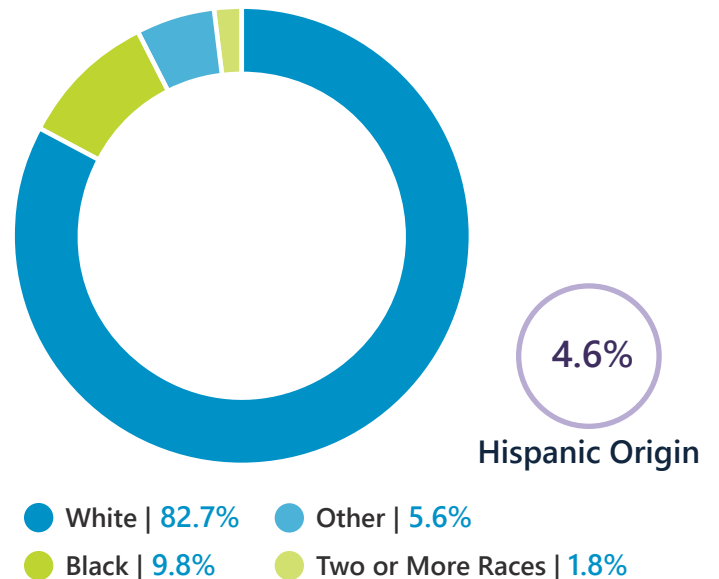
Prime Working Age



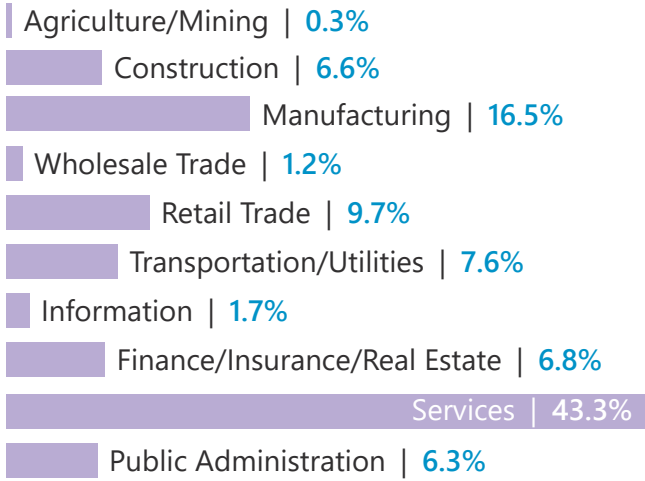
Median Age



2021 Population By Race & Ethnicity

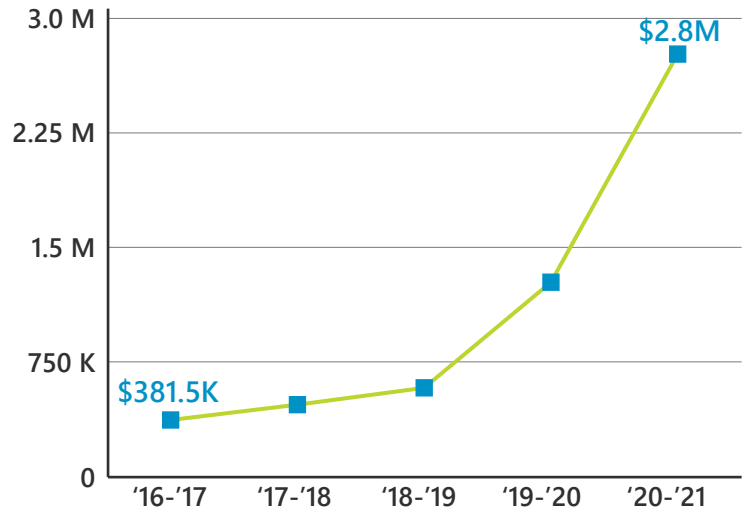


2021 Employment by Industry

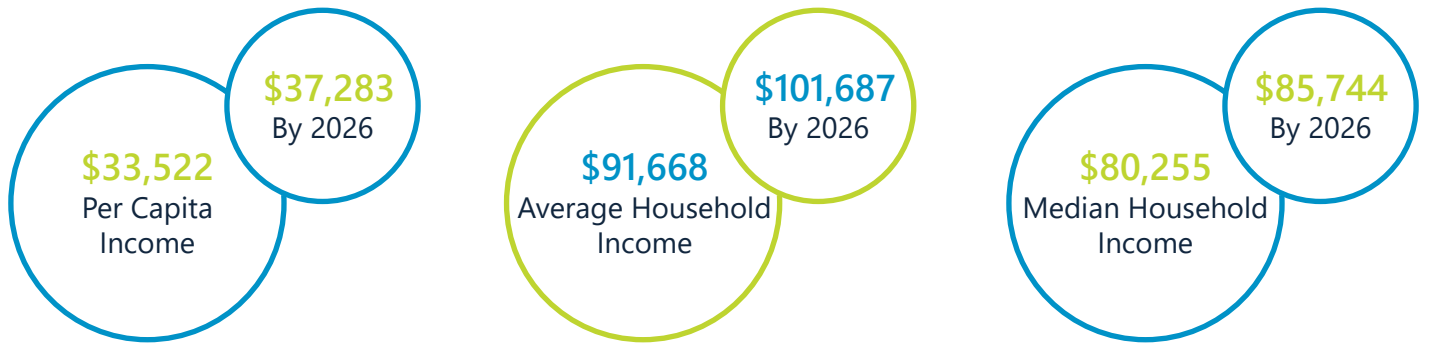


Employed Population, Age 16+ | 590 people or 94.9%


Gross Retail Sales By Fiscal Year



2021 Income



2021 Educational Attainment, Age 25+



ONESPARTANBURG INC.
BUSINESS ECONOMY TOURISM

OneSpartanbug, Inc.

Katherine O'Neil, Chief Economic Development Officer
864.594.5000
www.onespartanburginc.com



APPALACHIAN
COUNCIL OF GOVERNMENTS

Appalachian Council of Governments
30 Century Circle, Greenville, SC 29607
864.242.9733
www.scacog.org

Town of Reidville
7304 Reidville Road, Reidville, SC 29375
864.486.9614
www.townofreidville.org