



# Town of Norris

## Total Population

	2010	2021	2026	Growth Rate <sup>1</sup>
Norris	813	847	872	0.58%
Pickens County	119,224	130,793	136,321	0.83%
Upstate SC	1,362,073	1,544,124	1,631,029	1.10%
South Carolina	4,625,364	5,321,206	5,665,411	1.26%

<sup>1</sup> Projected annual growth rate 2021-2026

## Households & Families

	2010	2021	2026
Total Households	326	343	353
Total Families	232	244	251
Average HH Size	2.49	2.47	2.47

## Population by Age

	2010	2021	2026
Under 5	5.9%	5.2%	5.1%
5 to 9	7.0%	6.0%	5.5%
10 to 14	7.3%	6.3%	6.3%
15 to 24	11.8%	10.9%	10.6%
25 to 34	10.4%	12.2%	10.9%
35 to 44	16.0%	10.9%	11.4%
45 to 54	15.7%	14.3%	13.0%
55 to 64	9.6%	15.5%	14.8%
65+	16.2%	19.2%	22.6%

20.8%

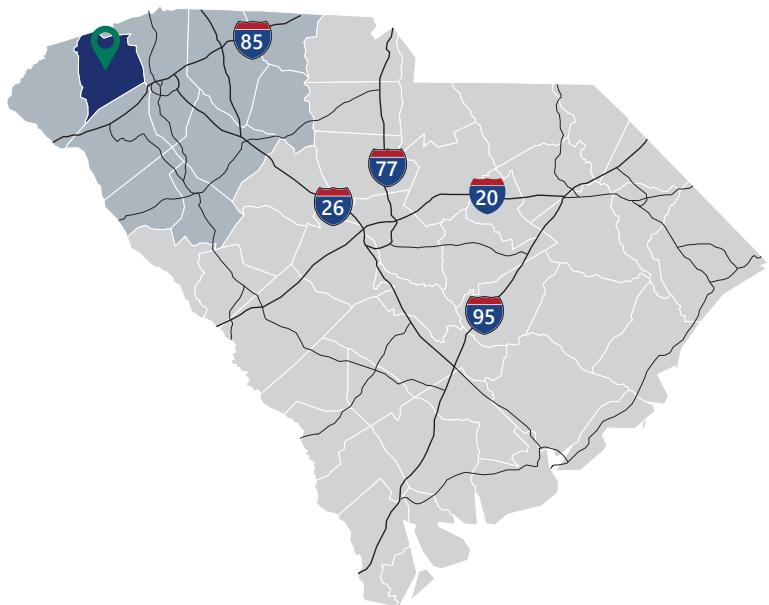
Under 18

37.3%

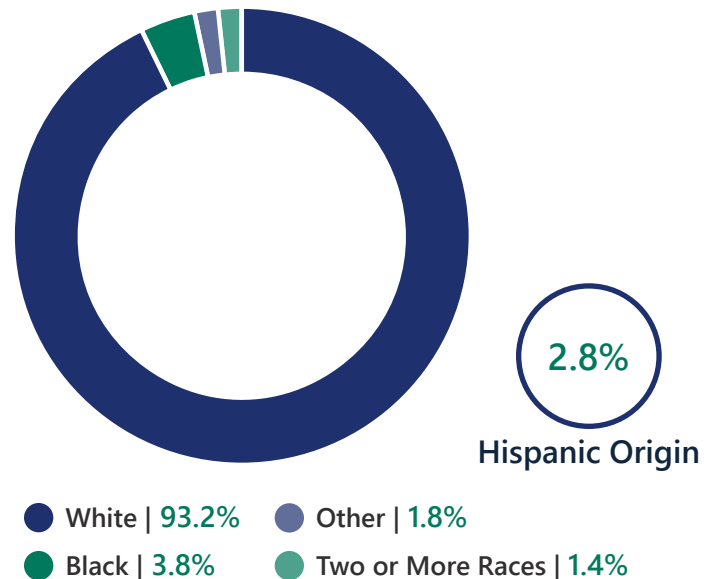
Prime Working Age

44

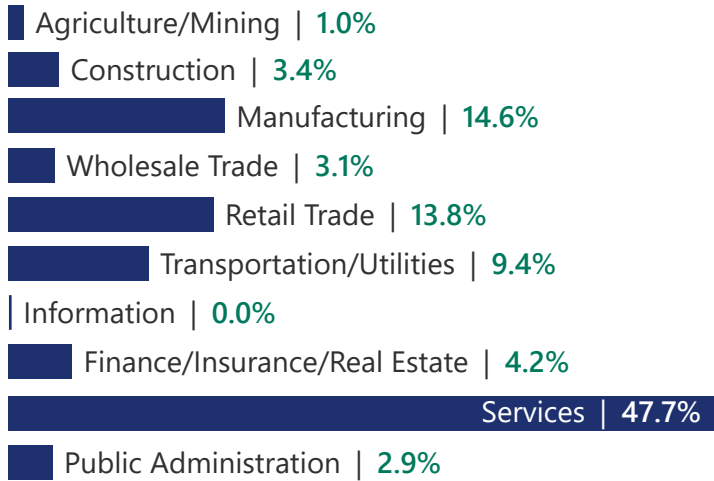
Median Age



## 2021 Population By Race & Ethnicity

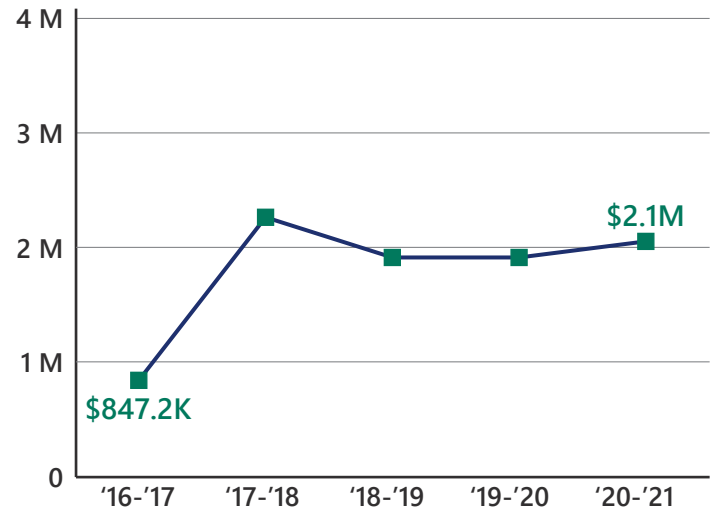


## 2021 Employment by Industry

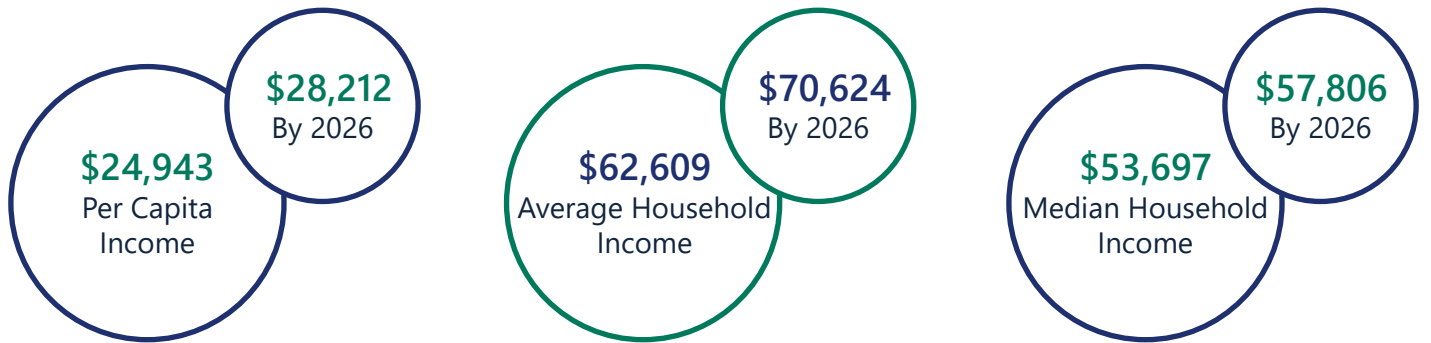


Employed Population, Age 16+ | 385 people or 95.1%


## Gross Retail Sales By Fiscal Year



## 2021 Income



## 2021 Educational Attainment, Age 25+



### Alliance Pickens

A. Ray Farley, II, CECd, Executive Director  
864.898.1500  
www.alliancepickens.com



### Appalachian Council of Governments

30 Century Circle, Greenville, SC 29607  
864.242.9733  
www.scacog.org



### Town of Norris

100 E. Jamison Street, Norris, SC 29667  
864.639.2033  
www.townofnorris.org