



Town of Lyman

Total Population

	2010	2021	2026	Growth Rate ¹
Lyman	3,243	4,979	5,513	2.06%
Spartanburg County	284,307	331,427	354,621	1.36%
Upstate SC	1,362,073	1,544,124	1,631,029	1.10%
South Carolina	4,625,364	5,321,206	5,665,411	1.26%

¹ Projected annual growth rate 2021-2026

Households & Families

	2010	2021	2026
Total Households	1,359	2,047	2,264
Total Families	904	1,383	1,521
Average HH Size	2.38	2.43	2.43

Population by Age

	2010	2021	2026
Under 5	6.0%	5.5%	5.4%
5 to 9	6.1%	5.9%	5.8%
10 to 14	5.9%	6.2%	6.1%
15 to 24	11.4%	9.9%	10.1%
25 to 34	14.2%	13.8%	12.1%
35 to 44	14.0%	14.0%	14.4%
45 to 54	15.9%	12.3%	12.1%
55 to 64	10.5%	14.1%	13.3%
65+	16.2%	18.3%	20.8%



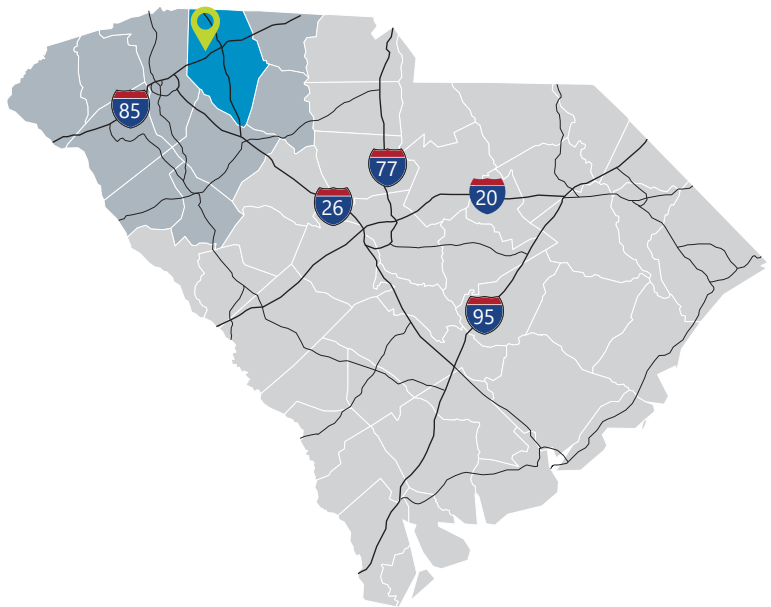
Under 18



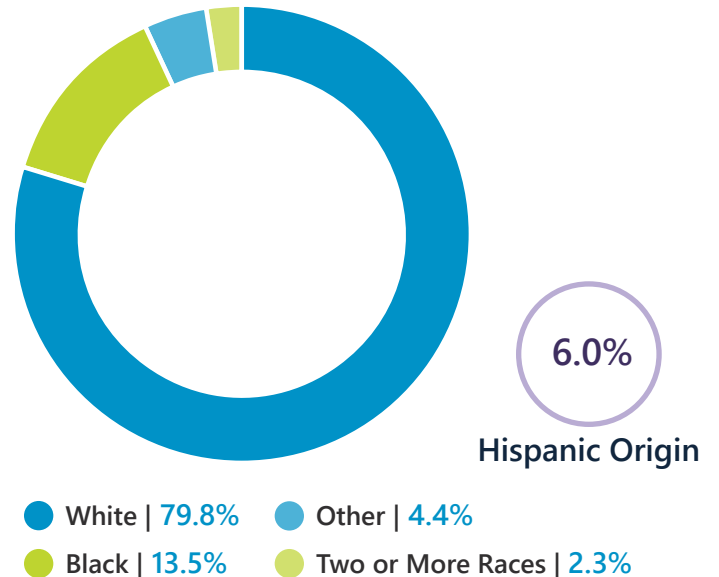
Prime Working Age



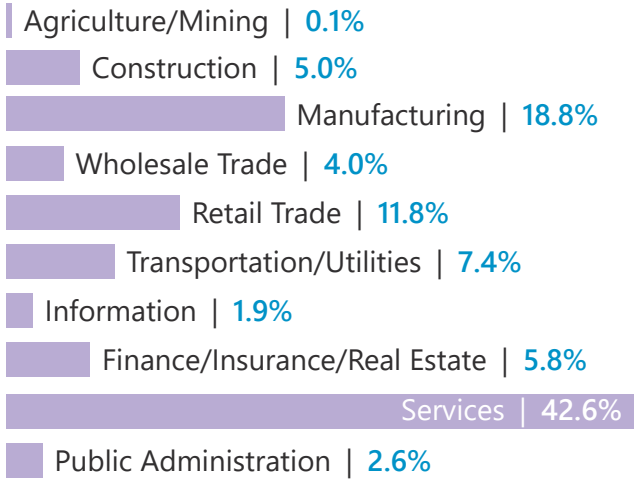
Median Age



2021 Population By Race & Ethnicity

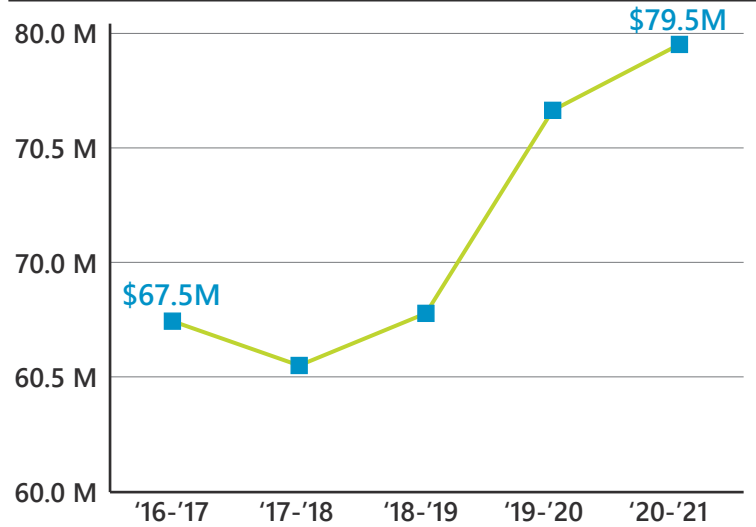


2021 Employment by Industry

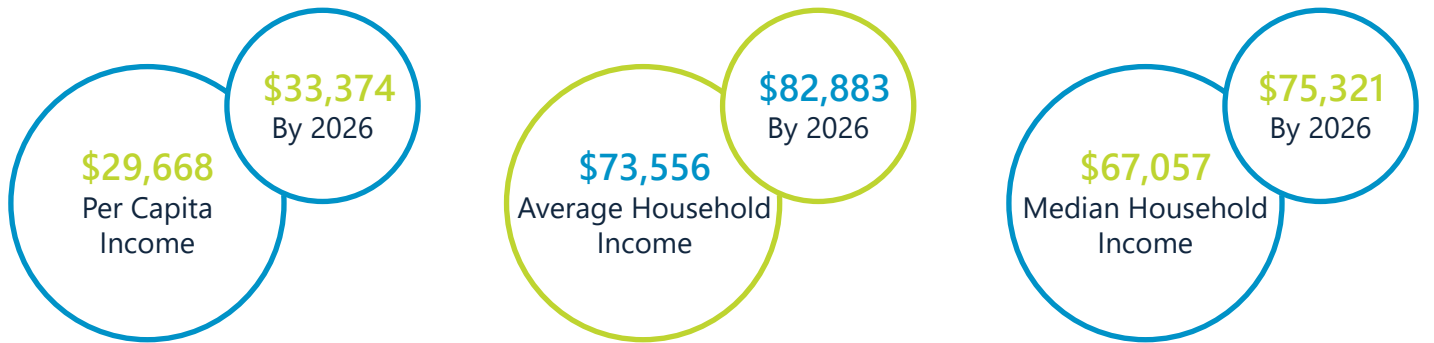


Employed Population, Age 16+ | **2,586** people or **98.3%**


Gross Retail Sales By Fiscal Year



2021 Income



2021 Educational Attainment, Age 25+



ONESPARTANBURG INC.
BUSINESS ECONOMY TOURISM

OneSpartanbug, Inc.

Katherine O'Neil, *Chief Economic Development Officer*
864.594.5000
www.onespartanburginc.com



APPALACHIAN
COUNCIL OF GOVERNMENTS

Appalachian Council of Governments
30 Century Circle, Greenville, SC 29607
864.242.9733
www.scacog.org



Town of Lyman

81 Groce Road, Lyman, SC 29644
864.439.3453
www.lymansc.gov