

Town of Iva



Total Population

	2010	2021	2026	Growth Rate ¹
Iva	1,218	1,352	1,424	1.00%
Anderson County	187,126	209,968	221,069	1.04%
Upstate SC	1,362,073	1,544,124	1,631,029	1.10%
South Carolina	4,625,364	5,321,206	5,665,411	1.26%

¹ Projected annual growth rate 2021-2026

Households & Families

	2010	2021	2026
Total Households	464	508	534
Total Families	308	354	370
Average HH Size	2.50	2.62	2.63

Population by Age

	2010	2021	2026
Under 5	7.1%	6.0%	5.9%
5 to 9	5.9%	6.4%	6.0%
10 to 14	6.9%	6.4%	6.7%
15 to 24	13.4%	9.8%	10.3%
25 to 34	9.6%	12.7%	9.8%
35 to 44	10.6%	11.5%	12.7%
45 to 54	12.9%	12.1%	11.9%
55 to 64	11.0%	13.7%	13.4%
65+	22.5%	21.5%	23.5%



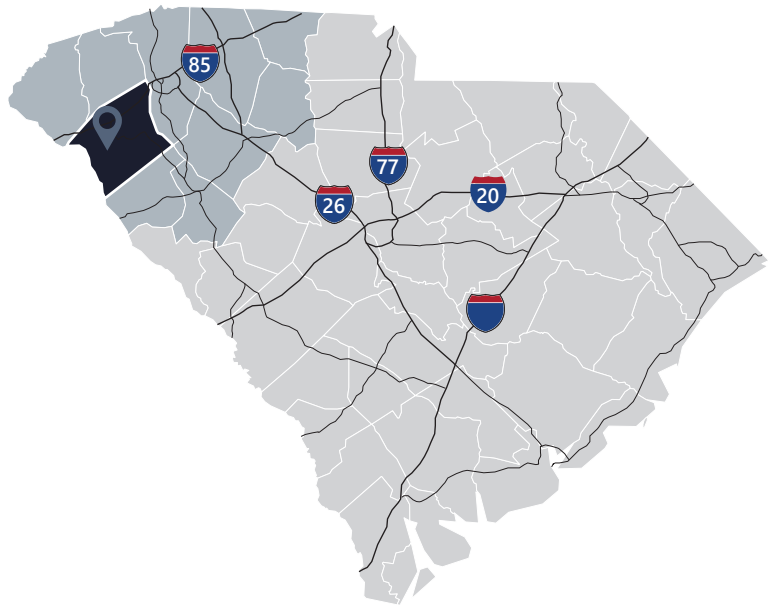
Under 18



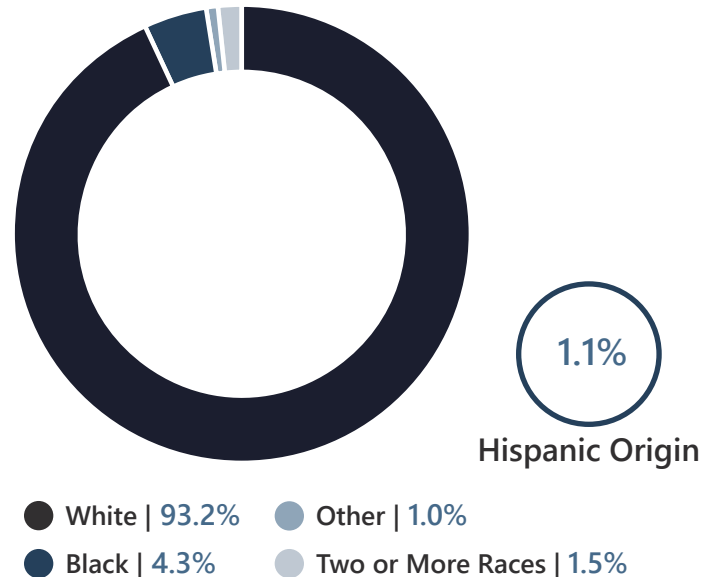
Prime Working Age



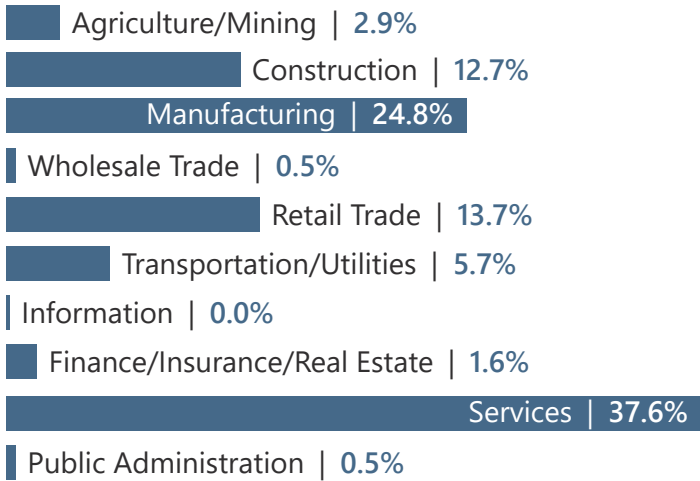
Median Age



2021 Population By Race & Ethnicity

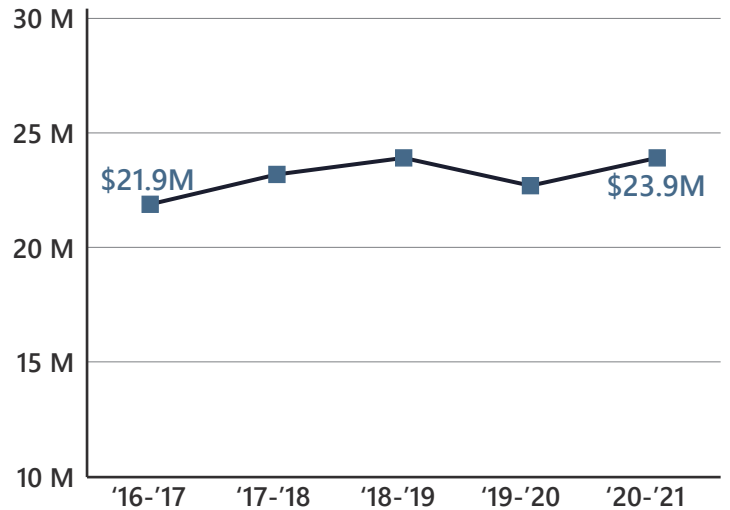


2021 Employment by Industry

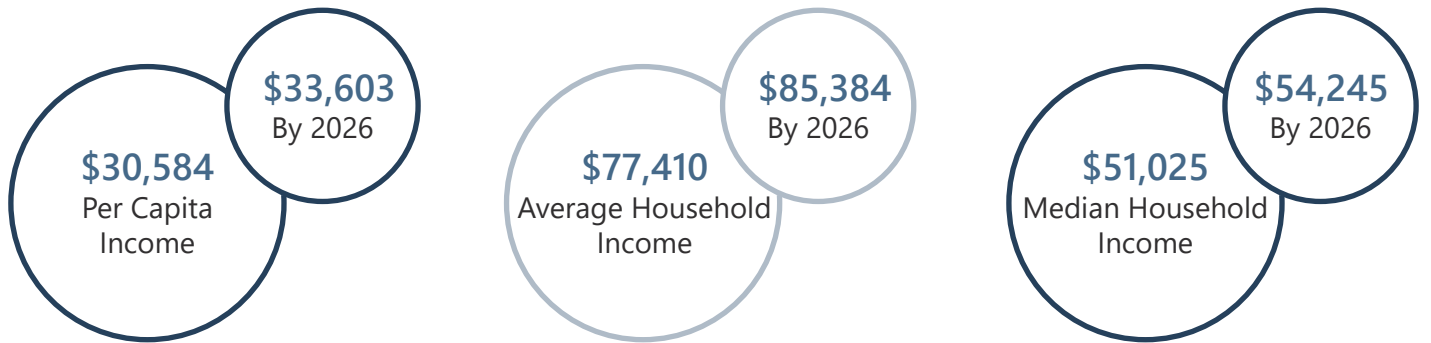


Employed Population, Age 16+ | 615 people or 97.0%


Gross Retail Sales By Fiscal Year



2021 Income



2021 Educational Attainment, Age 25+



Anderson County Economic Development
 Burriss Nelson, Economic Development Director
 864.260.4386
www.andersoncountysc.org/econ-dev



Appalachian Council of Governments
 30 Century Circle, Greenville, SC 29607
 864.242.9733
www.scacog.org



Town of Iva
 204 East Jackson Street, Iva, SC 29655
 864.348.6193
www.townofiva.org