



Town of Honea Path

Total Population

	2010	2021	2026	Growth Rate ¹
Honea Path	3,597	3,930	4,109	0.90%
Anderson County	187,126	209,968	221,069	1.04%
Upstate SC	1,362,073	1,544,124	1,631,029	1.10%
South Carolina	4,625,364	5,321,206	5,665,411	1.26%

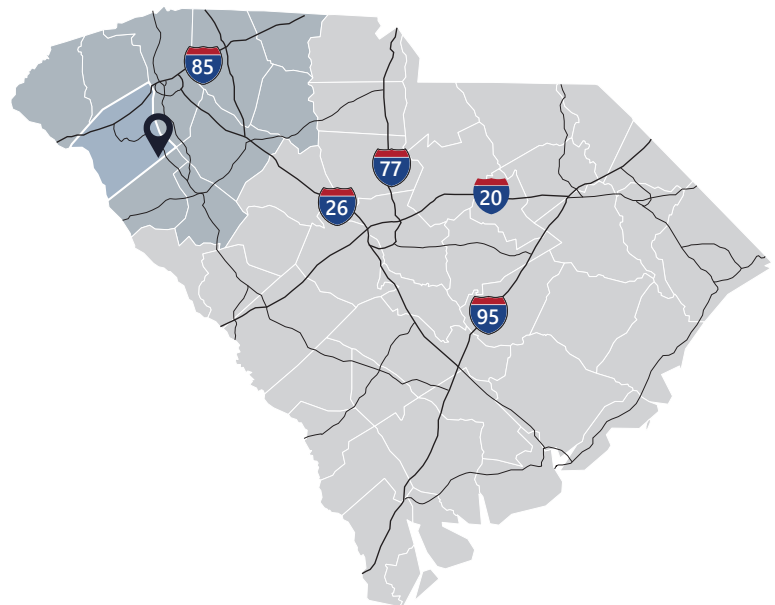
¹ Projected annual growth rate 2021-2026

Households & Families

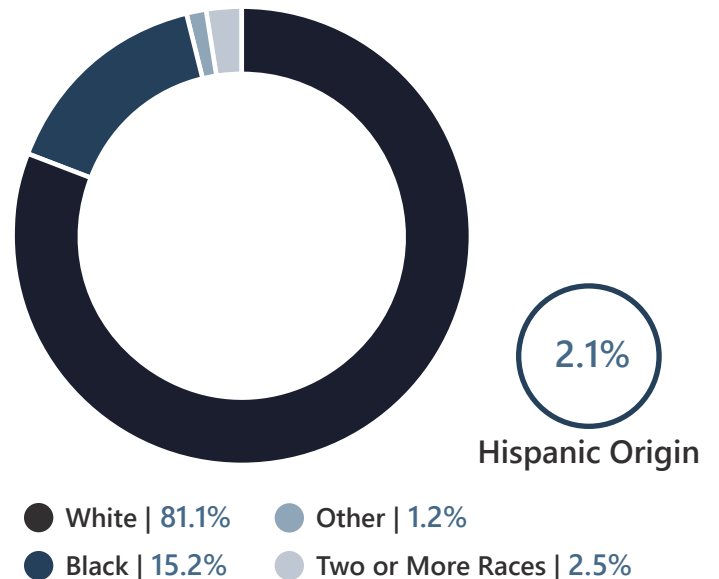
	2010	2021	2026
Total Households	1,557	1,689	1,764
Total Families	1,018	1,123	1,165
Average HH Size	2.31	2.33	2.33

Population by Age

	2010	2021	2026
Under 5	7.1%	6.7%	6.5%
5 to 9	6.4%	6.1%	6.0%
10 to 14	6.4%	5.9%	6.1%
15 to 24	11.9%	11.3%	11.2%
25 to 34	12.3%	11.4%	10.5%
35 to 44	11.2%	12.4%	11.9%
45 to 54	12.7%	11.9%	12.3%
55 to 64	12.6%	13.3%	12.5%
65+	19.2%	21.1%	23.1%



2021 Population By Race & Ethnicity



Under 18

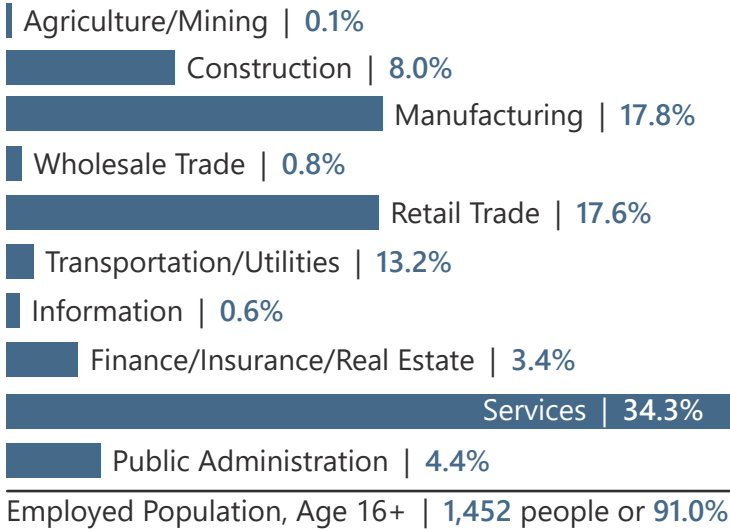


Prime Working Age

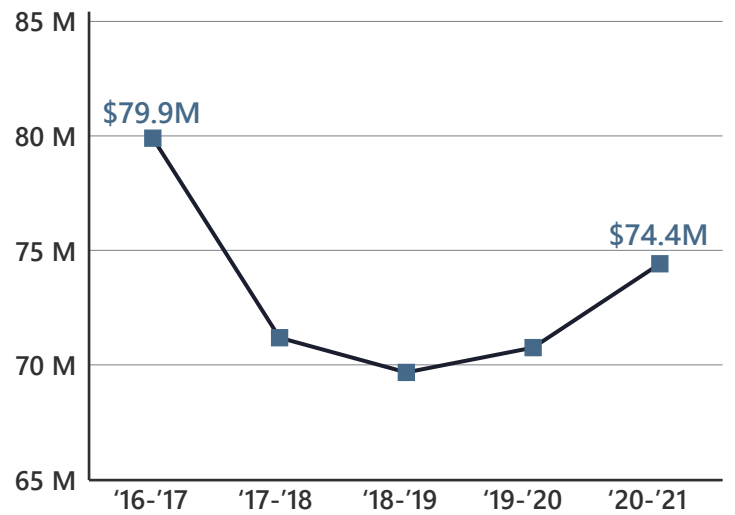


Median Age

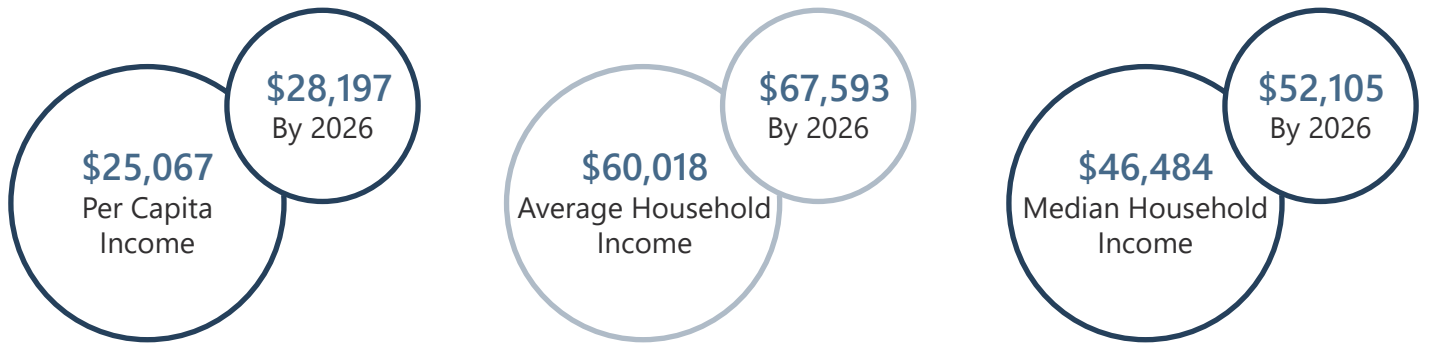
2021 Employment by Industry




Gross Retail Sales By Fiscal Year



2021 Income



2021 Educational Attainment, Age 25+



Anderson County Economic Development
 Burriss Nelson, Economic Development Director
 864.260.4386
www.andersoncountysc.org/econ-dev



Appalachian Council of Governments
 30 Century Circle, Greenville, SC 29607
 864.242.9733
www.scacog.org



Town of Honea Path
 204 Sout Main Street, Honea Path, SC 29654
 864.369.2466
www.townofhoneapath.com