



Town of Campobello

Total Population

	2010	2021	2026	Growth Rate ¹
Campobello	502	671	702	0.91%
Spartanburg County	284,307	331,427	354,621	1.36%
Upstate SC	1,362,073	1,544,124	1,631,029	1.10%
South Carolina	4,625,364	5,321,206	5,665,411	1.26%

¹ Projected annual growth rate 2021-2026

Households & Families

	2010	2021	2026
Total Households	199	269	281
Total Families	151	191	199
Average HH Size	2.52	2.49	2.49

Population by Age

	2010	2021	2026
Under 5	6.4%	5.2%	5.3%
5 to 9	5.8%	6.0%	5.4%
10 to 14	4.4%	6.0%	6.4%
15 to 24	10.8%	9.2%	9.8%
25 to 34	10.2%	12.8%	10.1%
35 to 44	11.4%	10.7%	12.5%
45 to 54	19.0%	13.3%	11.3%
55 to 64	15.6%	16.0%	15.1%
65+	16.8%	21.0%	24.2%



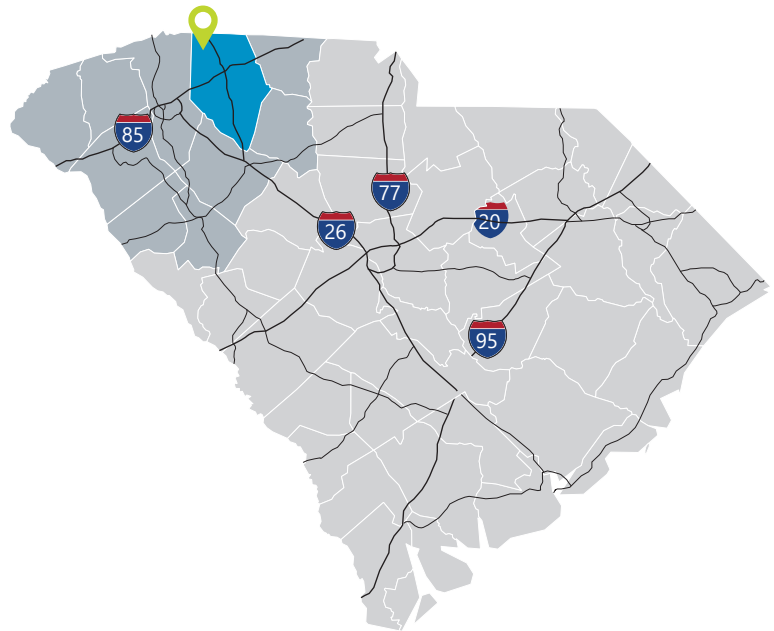
Under 18



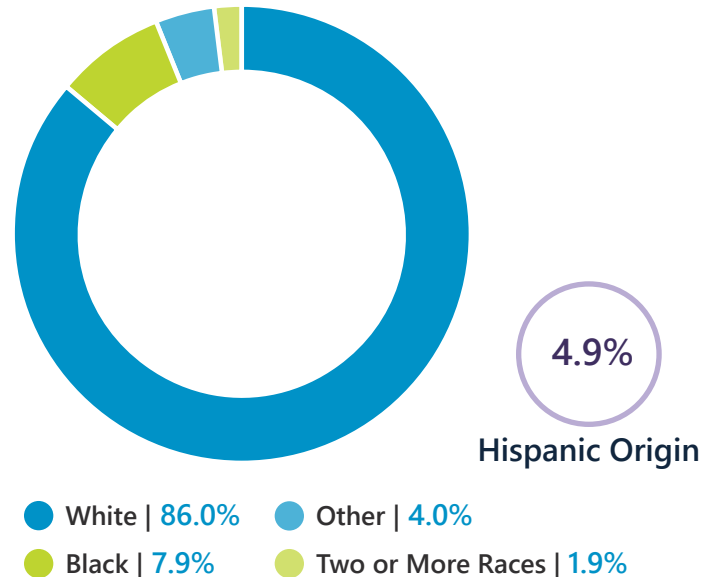
Prime Working Age



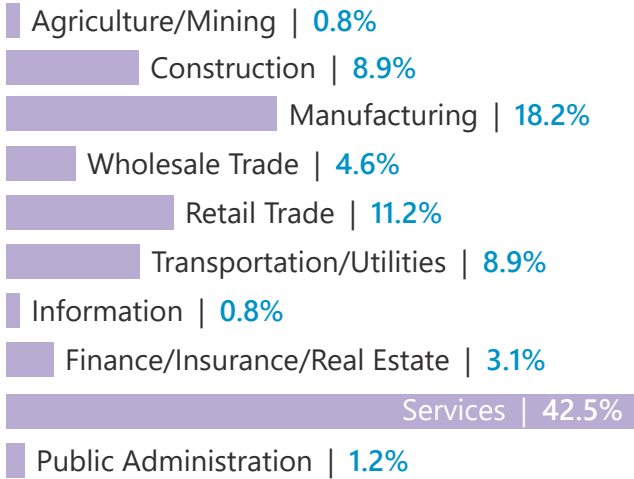
Median Age



2021 Population By Race & Ethnicity

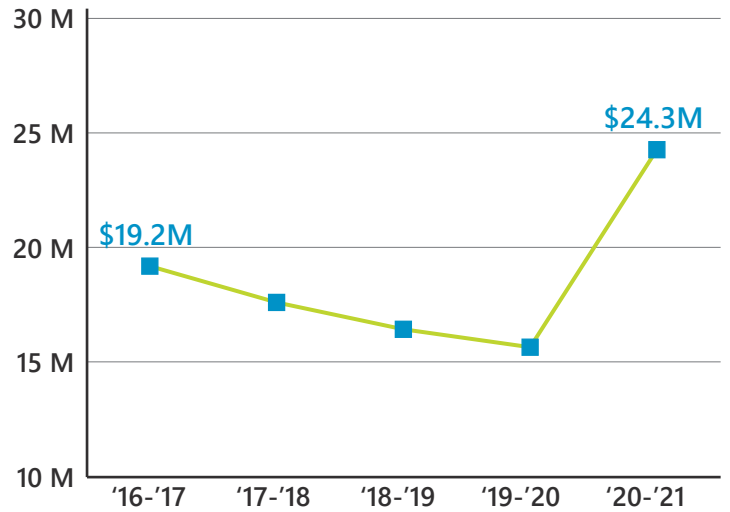


2021 Employment by Industry

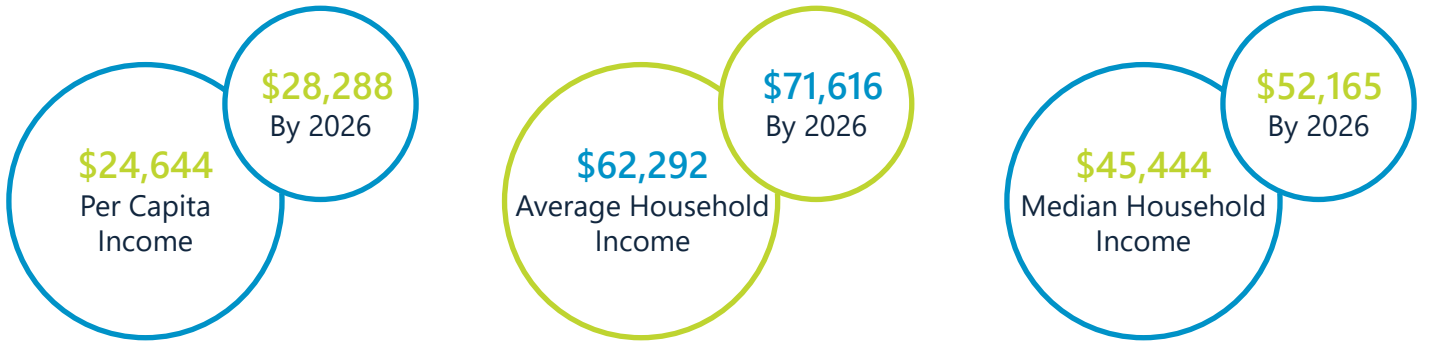


Employed Population, Age 16+ | 258 people or 86.9%


Gross Retail Sales By Fiscal Year



2021 Income



2021 Educational Attainment, Age 25+



ONESPARTANBURG INC.
BUSINESS ECONOMY TOURISM

OneSpartanbug, Inc.

Katherine O'Neil, Chief Economic Development Officer
864.594.5000
www.onespartanburginc.com



Appalachian Council of Governments

30 Century Circle, Greenville, SC 29607
864.242.9733
www.scacog.org



Town of Campobello

208 N. Main Street, Campobello, SC 29322
864.468.4545
www.townofcampobello.org