



City of Woodruff

Total Population

	2010	2021	2026	Growth Rate ¹
Woodruff	4,090	4,542	4,768	0.98%
Spartanburg County	284,307	331,427	354,621	1.36%
Upstate SC	1,362,073	1,544,124	1,631,029	1.10%
South Carolina	4,625,364	5,321,206	5,665,411	1.26%

¹ Projected annual growth rate 2021-2026

Households & Families

	2010	2021	2026
Total Households	1,550	1,723	1,811
Total Families	993	1,078	1,124
Average HH Size	2.51	2.55	2.55

Population by Age

	2010	2021	2026
Under 5	7.8%	6.8%	6.6%
5 to 9	6.6%	7.0%	6.8%
10 to 14	6.6%	6.7%	6.9%
15 to 24	14.0%	11.3%	11.4%
25 to 34	11.5%	12.5%	11.2%
35 to 44	12.3%	11.7%	12.0%
45 to 54	12.8%	12.1%	11.5%
55 to 64	11.5%	12.9%	12.9%
65+	16.8%	19.0%	20.7%



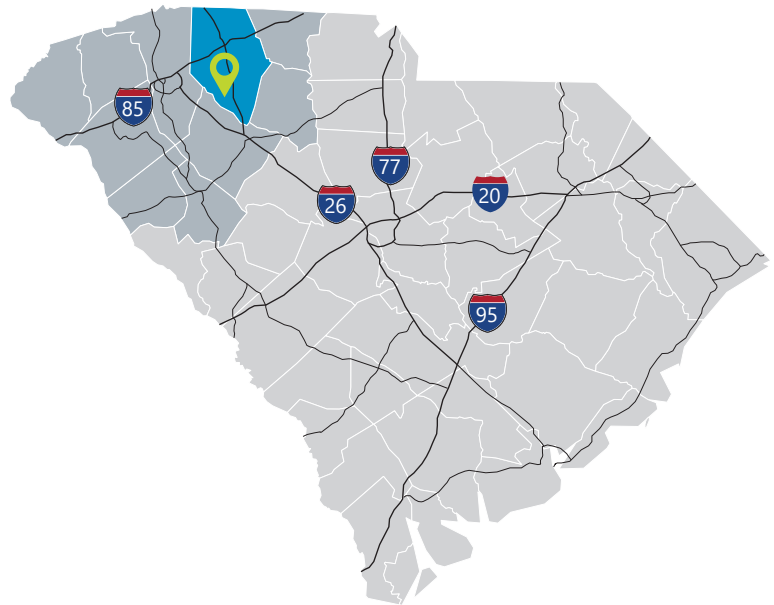
Under 18



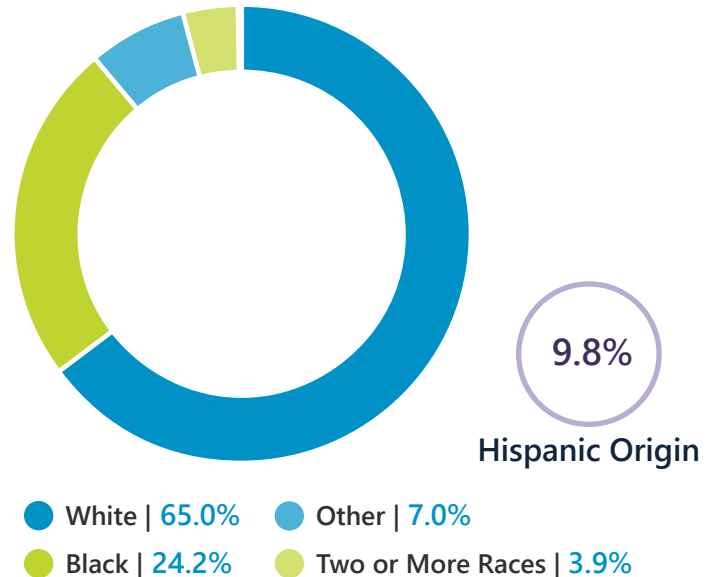
Prime Working Age



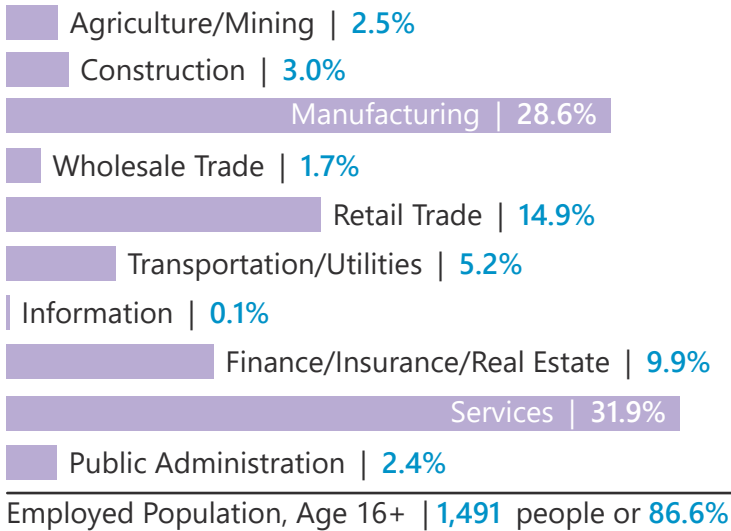
Median Age



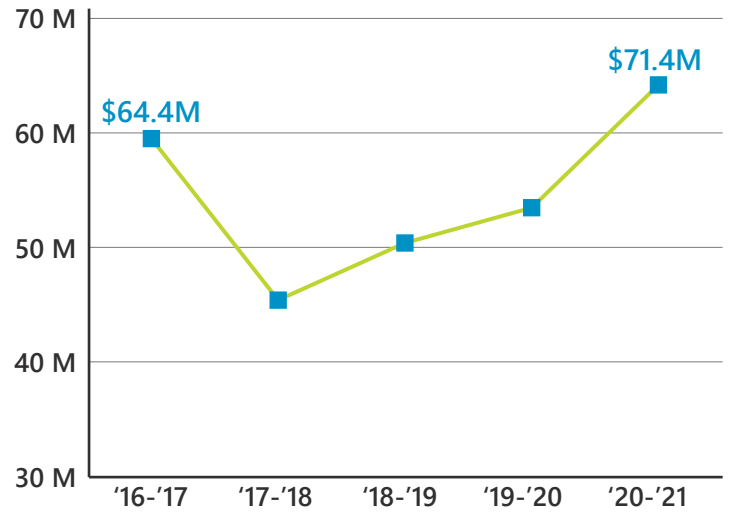
2021 Population By Race & Ethnicity



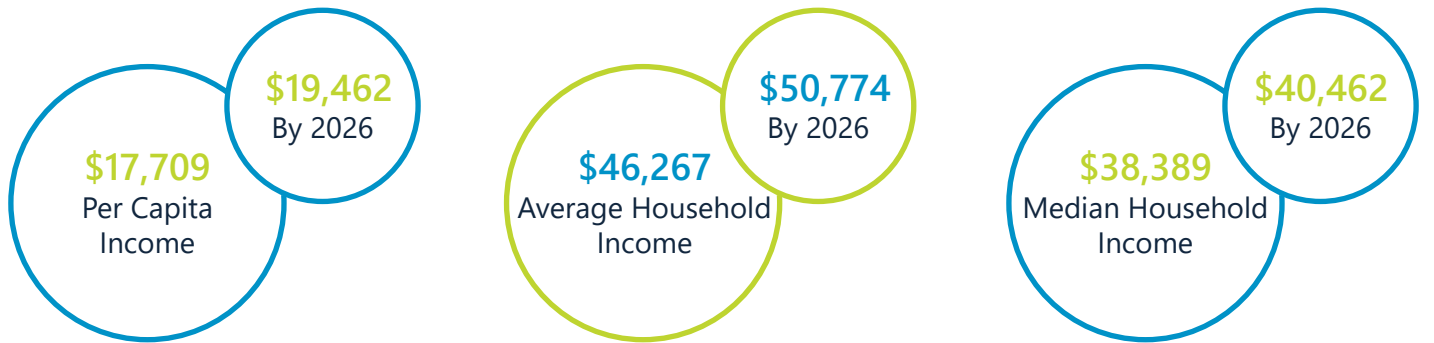
2021 Employment by Industry




Gross Retail Sales By Fiscal Year



2021 Income



2021 Educational Attainment, Age 25+



ONESPARTANBURG INC.
BUSINESS ECONOMY TOURISM


OneSpartanbug, Inc.

Katherine O'Neil, Chief Economic Development Officer
864.594.5000
www.onespartanburginc.com



Appalachian Council of Governments

30 Century Circle, Greenville, SC 29607
864.242.9733
www.scacog.org



The City of Woodruff

City of Woodruff
231 E. Hayne Street, Woodruff, SC 29388
864.476.8154
www.cityofwoodruff.com