



City of Westminster

Total Population

	2010	2021	2026	Growth Rate ¹
Westminster	2,418	2,519	2,568	0.39%
Oconee County	74,273	82,771	86,334	0.85%
Upstate SC	1,362,073	1,544,124	1,631,029	1.10%
South Carolina	4,625,364	5,321,206	5,665,411	1.26%

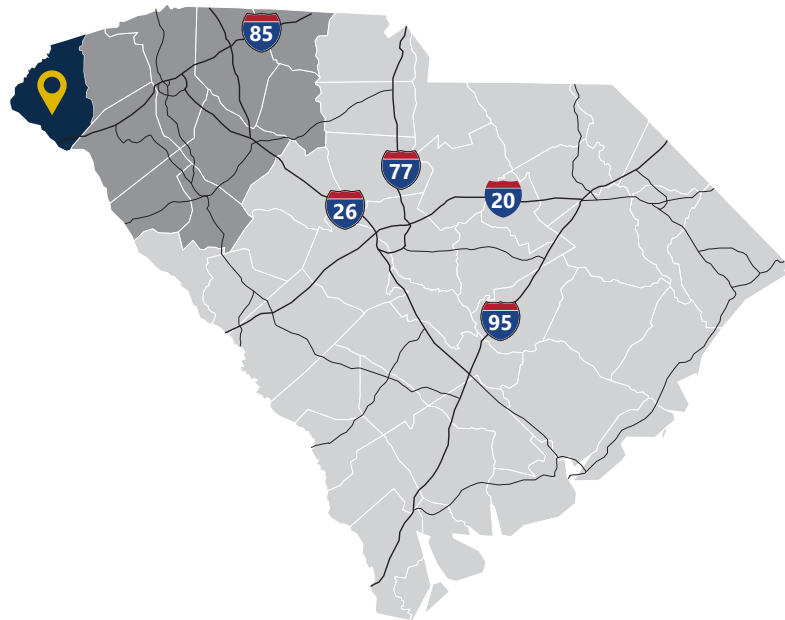
¹ Projected annual growth rate 2021-2026

Households & Families

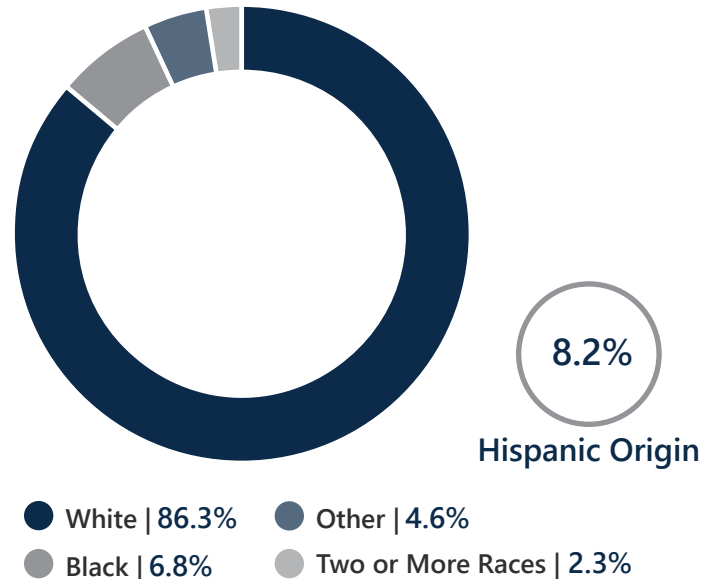
	2010	2021	2026
Total Households	1,035	1,082	1,104
Total Families	641	724	735
Average HH Size	2.34	2.33	2.33

Population by Age

	2010	2021	2026
Under 5	6.2%	5.8%	5.7%
5 to 9	6.1%	6.0%	5.9%
10 to 14	7.4%	6.0%	6.4%
15 to 24	11.9%	10.5%	10.4%
25 to 34	10.3%	12.2%	10.9%
35 to 44	12.8%	11.2%	11.8%
45 to 54	13.5%	13.5%	11.6%
55 to 64	12.7%	13.6%	13.9%
65+	19.2%	21.2%	23.3%




2021 Population By Race & Ethnicity



Under 18

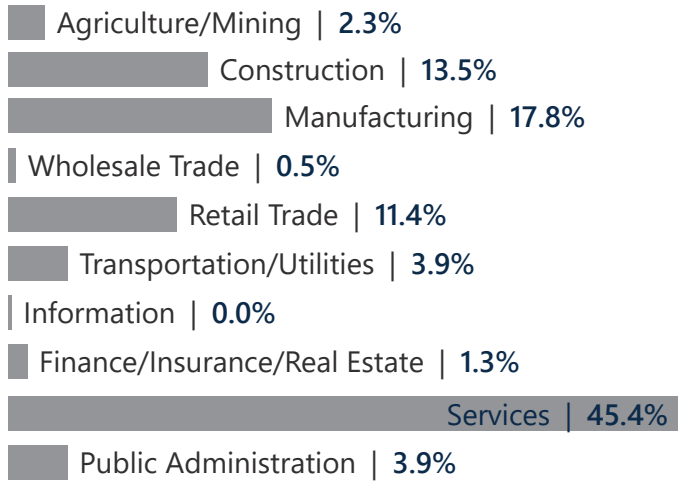


Prime Working Age



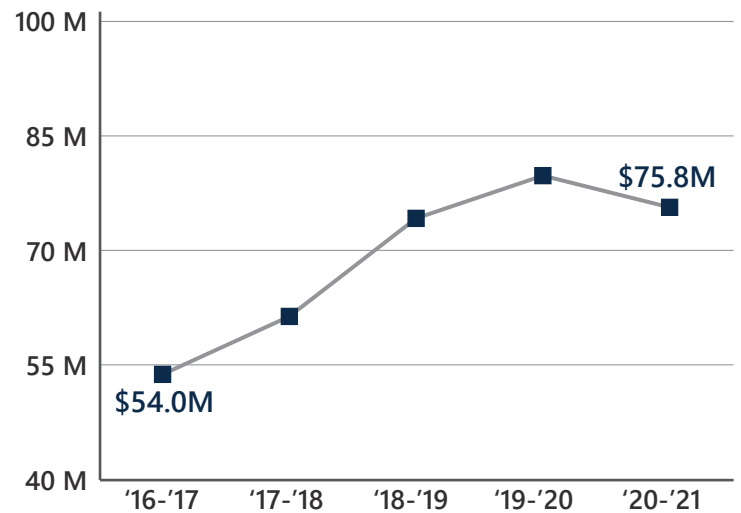
Median Age

2021 Employment by Industry

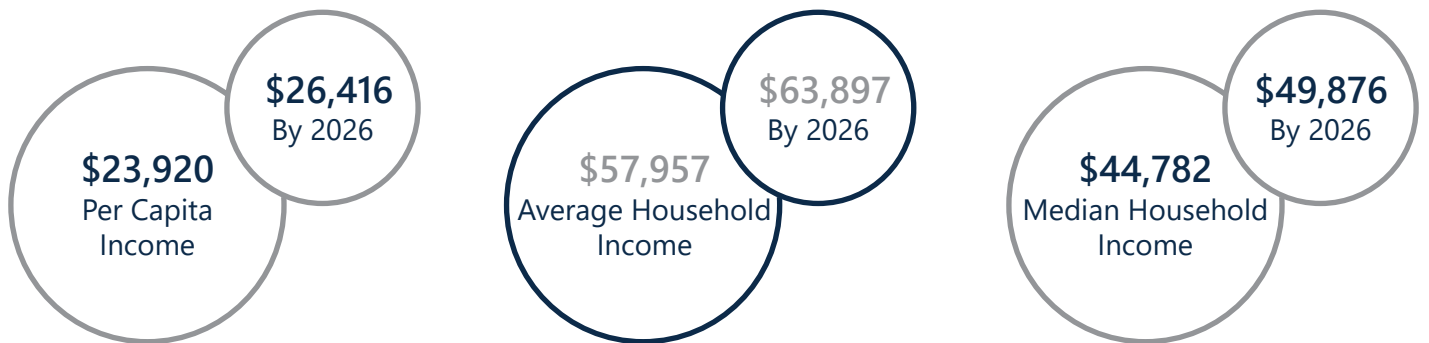


Employed Population, Age 16+ | 1,197 people or 92.2%


Gross Retail Sales By Fiscal Year



2021 Income



2021 Educational Attainment, Age 25+



80.7%

High School Diploma or Higher

18.2%

Bachelor's Degree or Higher



Oconee County, South Carolina, USA

Oconee Economic Alliance
Annie Caggiano, Executive Director
864.638.4210
www.oconeealliance.org



Appalachian Council of Governments
30 Century Circle, Greenville, SC 29607
864.242.9733
www.scacog.org



City of Westminster
100 E. Windsor Street, Westminster, SC 29693
864.647.3200
www.westminstersc.org