

City of Walhalla



Total Population

	2010	2021	2026	Growth Rate ¹
Walhalla	4,263	4,483	4,584	0.45%
Oconee County	74,273	82,771	86,334	0.85%
Upstate SC	1,362,073	1,544,124	1,631,029	1.10%
South Carolina	4,625,364	5,321,206	5,665,411	1.26%

¹ Projected annual growth rate 2021-2026

Households & Families

	2010	2021	2026
Total Households	1,625	1,703	1,743
Total Families	1,072	1,118	1,136
Average HH Size	2.52	2.58	2.58

Population by Age

	2010	2021	2026
Under 5	9.1%	7.0%	6.8%
5 to 9	7.0%	7.3%	7.0%
10 to 14	7.4%	7.1%	7.3%
15 to 24	14.1%	11.4%	12.0%
25 to 34	12.8%	13.7%	12.2%
35 to 44	13.5%	11.5%	12.1%
45 to 54	12.9%	12.4%	11.7%
55 to 64	8.8%	12.1%	11.8%
65+	14.4%	17.5%	19.2%



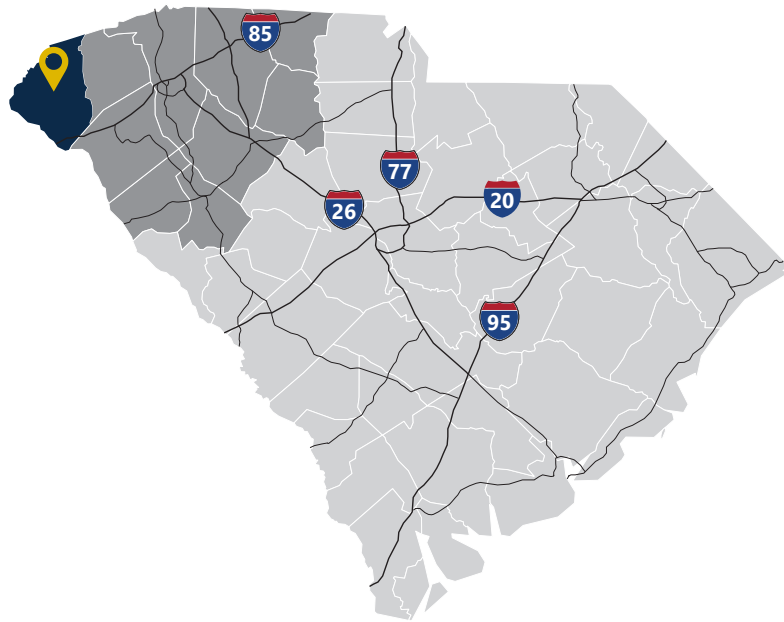
Under 18



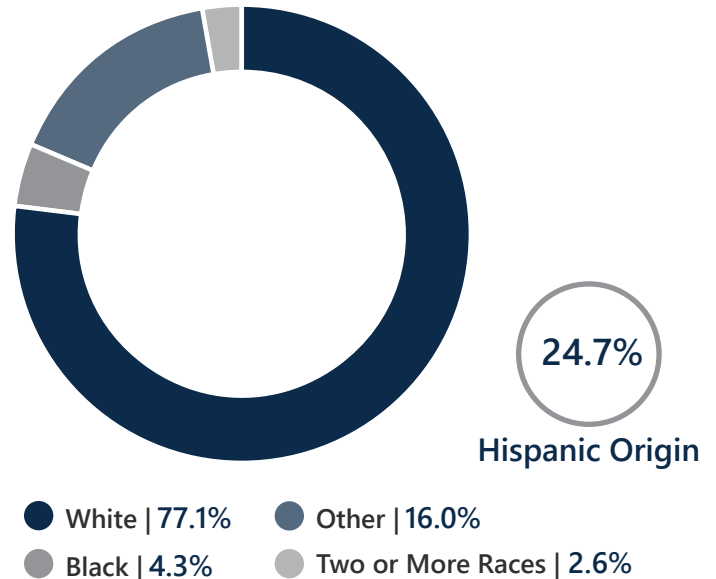
Prime Working Age



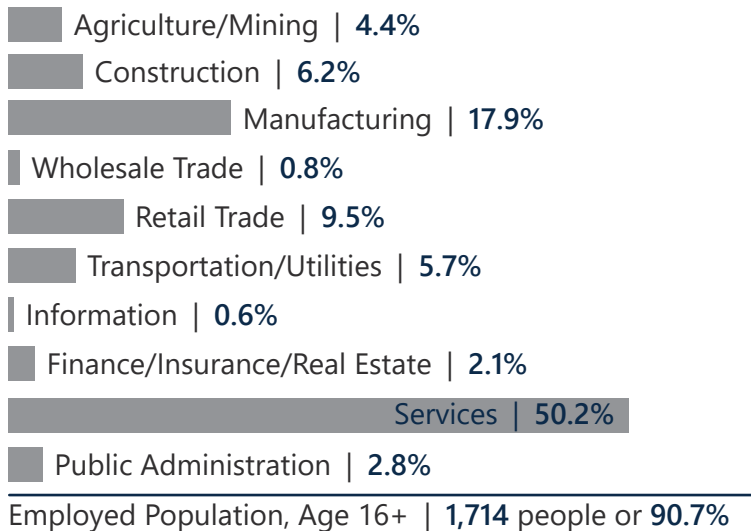
Median Age



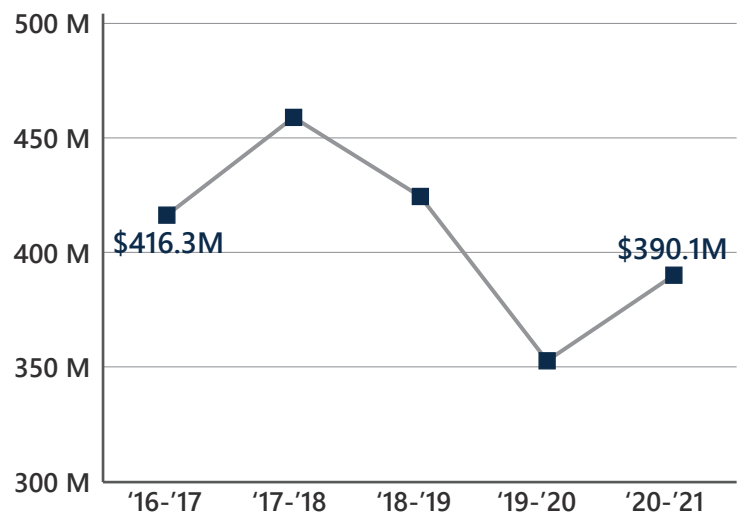
2021 Population By Race & Ethnicity



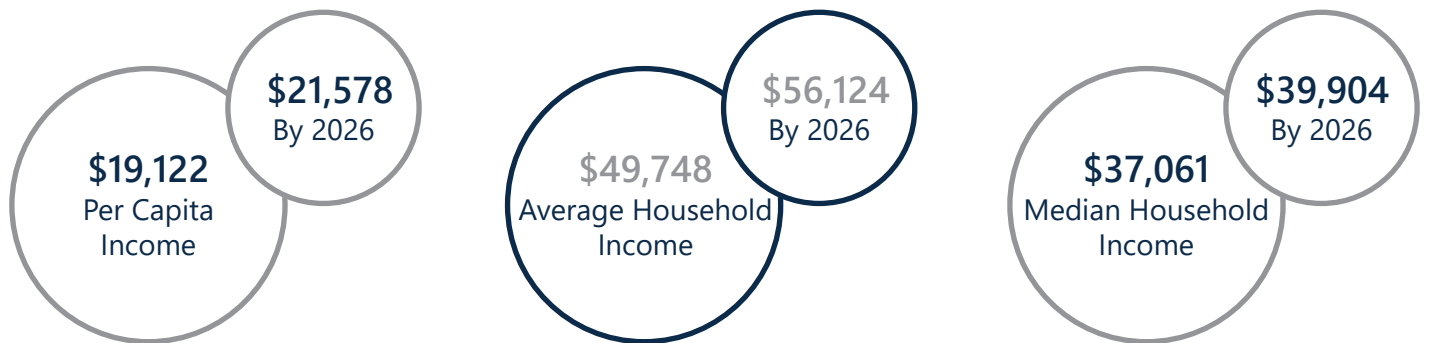
2021 Employment by Industry




Gross Retail Sales By Fiscal Year



2021 Income



2021 Educational Attainment, Age 25+



Oconee Economic Alliance
Annie Caggiano, Executive Director
864.638.4210
www.oconeealliance.org



Appalachian Council of Governments
30 Century Circle, Greenville, SC 29607
864.242.9733
www.scacog.org



City of Walhalla
206 N. Church Street, Walhalla, SC 29691
864.638.4343
www.cityofwalhalla.com