

# City of Travelers Rest

## Total Population

	2010	2021	2026	Growth Rate <sup>1</sup>
Travelers Rest	4,576	7,830	8,200	0.93%
Greenville County	451,225	535,463	575,020	1.44%
Upstate SC	1,362,073	1,544,124	1,631,029	1.10%
South Carolina	4,625,364	5,321,206	5,665,411	1.26%

<sup>1</sup> Projected annual growth rate 2021-2026

## Households & Families

	2010	2021	2026
Total Households	1,740	2,329	2,480
Total Families	1,254	1,607	1,703
Average HH Size	2.60	2.49	2.48

## Population by Age

	2010	2021	2026
Under 5	8.2%	4.8%	4.9%
5 to 9	7.7%	4.8%	4.7%
10 to 14	8.2%	5.2%	4.9%
15 to 24	13.6%	35.1%	34.6%
25 to 34	13.1%	9.3%	9.2%
35 to 44	13.8%	8.8%	8.5%
45 to 54	12.5%	8.7%	8.6%
55 to 64	10.8%	8.9%	8.4%
65+	12.2%	14.6%	16.2%



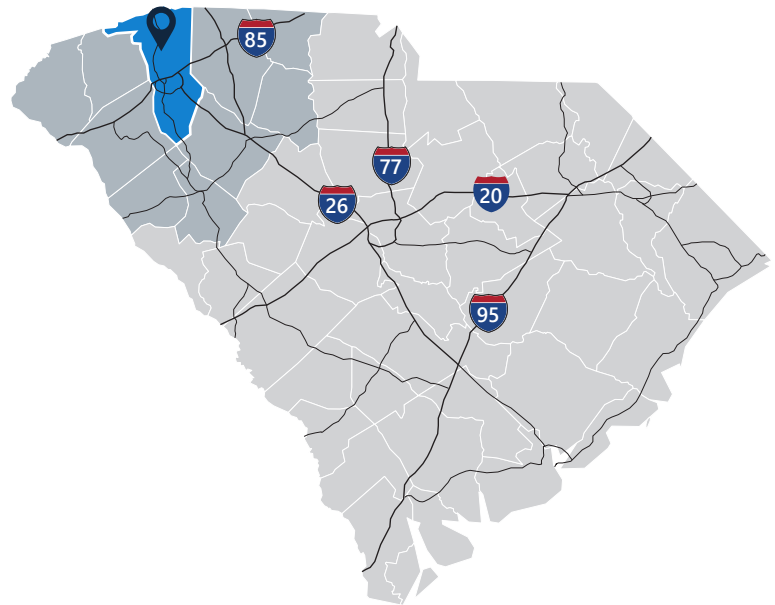
Under 18



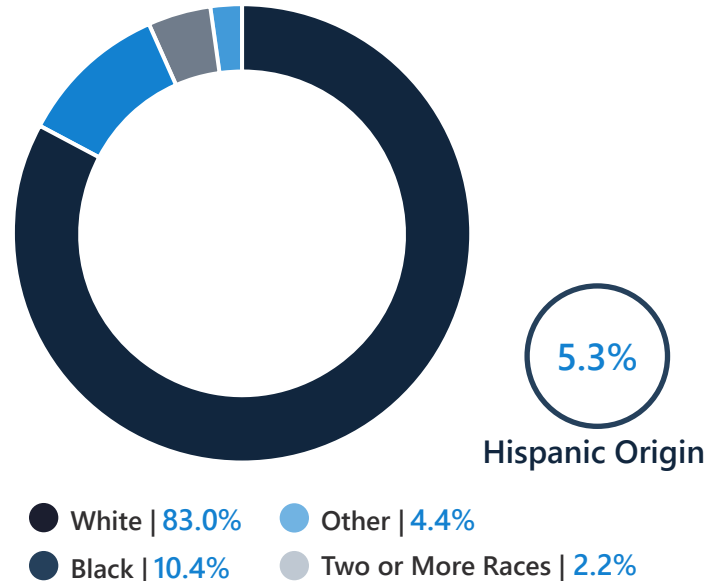
Prime Working Age



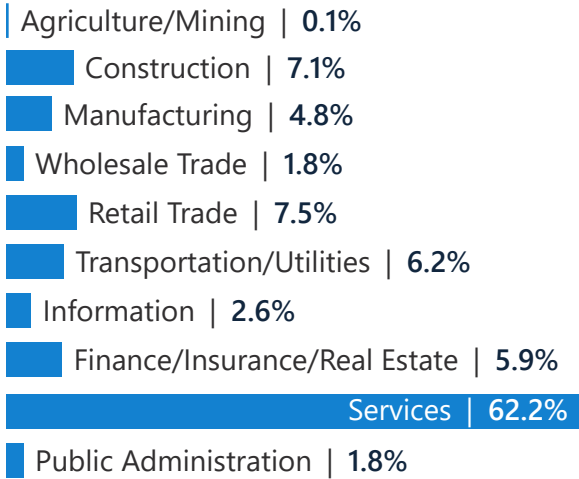
Median Age



## 2021 Population By Race & Ethnicity

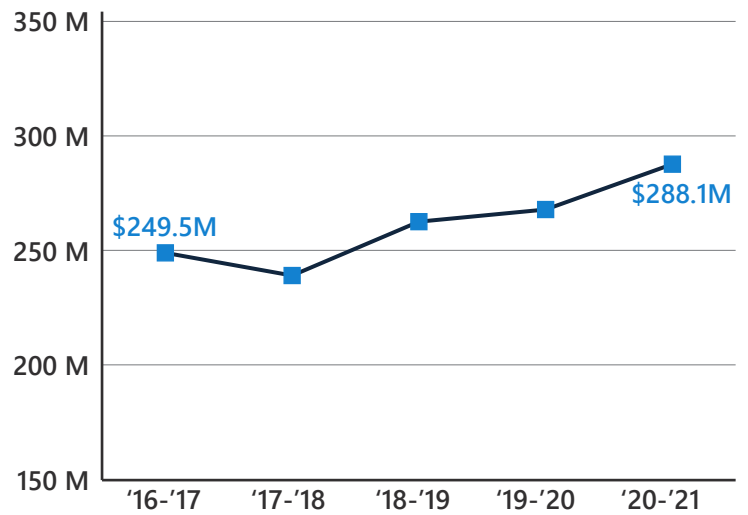


## 2021 Employment by Industry

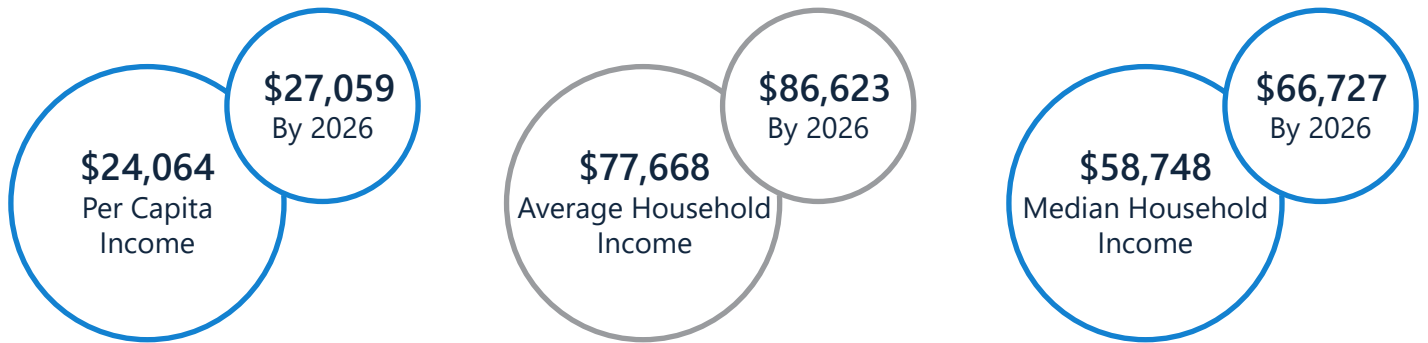


Employed Population, Age 16+ | 3,570 people or 96.4%


## Gross Retail Sales By Fiscal Year



## 2021 Income



## 2021 Educational Attainment, Age 25+



**Greenville Area Development Corporation**  
 Mark Farris, President/CEO  
 864.235.2008  
 www.goadc.com



**Appalachian Council of Governments**  
 30 Century Circle, Greenville, SC 29607  
 864.242.9733  
 www.scacog.org



**City of Travelers Rest**  
 6711 State Park Road, Travelers Rest, SC 29690  
 864.834.8740  
 www.travelersrestsc.com