



Total Population

	2010	2021	2026	Growth Rate ¹
Simpsonville	18,238	21,670	23,395	1.54%
Greenville County	451,225	535,463	575,020	1.44%
Upstate SC	1,362,073	1,544,124	1,631,029	1.10%
South Carolina	4,625,364	5,321,206	5,665,411	1.26%

¹ Projected annual growth rate 2021-2026

Households & Families

	2010	2021	2026
Total Households	7,040	8,349	9,022
Total Families	5,008	5,900	6,347
Average HH Size	2.57	2.58	2.58

Population by Age

	2010	2021	2026
Under 5	7.3%	6.1%	6.0%
5 to 9	6.9%	6.5%	6.4%
10 to 14	7.3%	6.5%	6.8%
15 to 24	12.3%	11.0%	10.8%
25 to 34	14.2%	13.8%	13.4%
35 to 44	15.3%	13.5%	13.8%
45 to 54	14.8%	13.2%	12.3%
55 to 64	11.0%	13.4%	12.5%
65+	10.9%	16.1%	18.0%



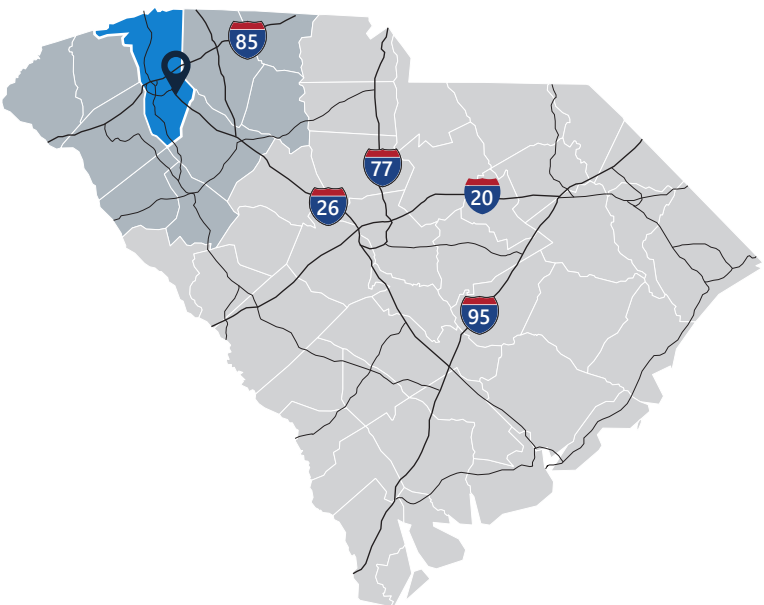
Under 18



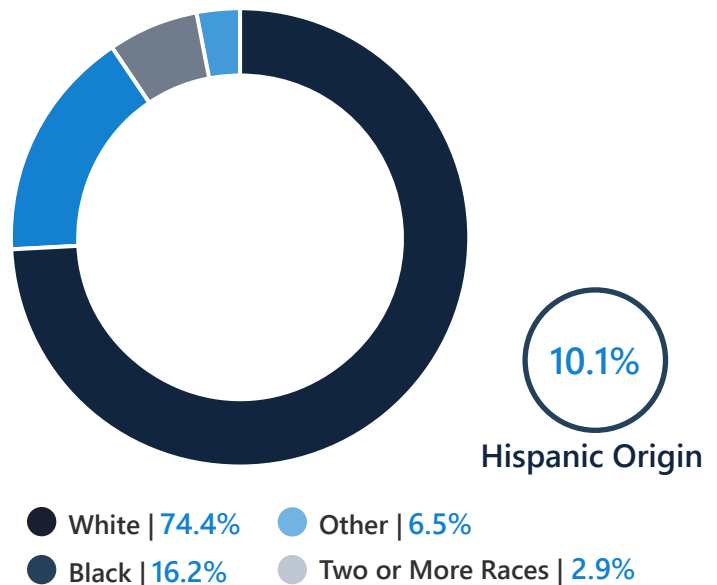
Prime Working Age



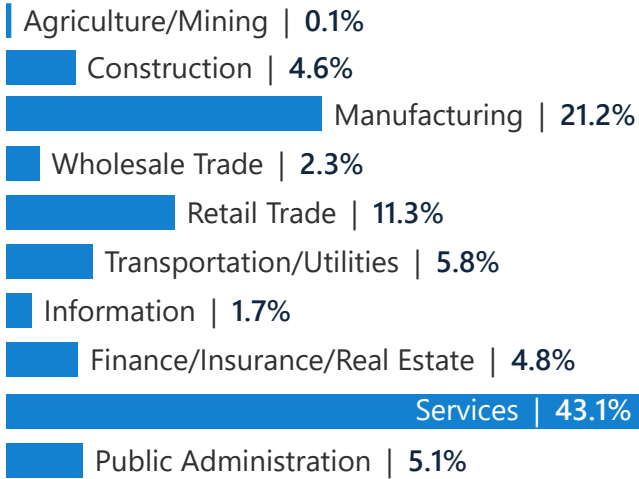
Median Age



2021 Population By Race & Ethnicity

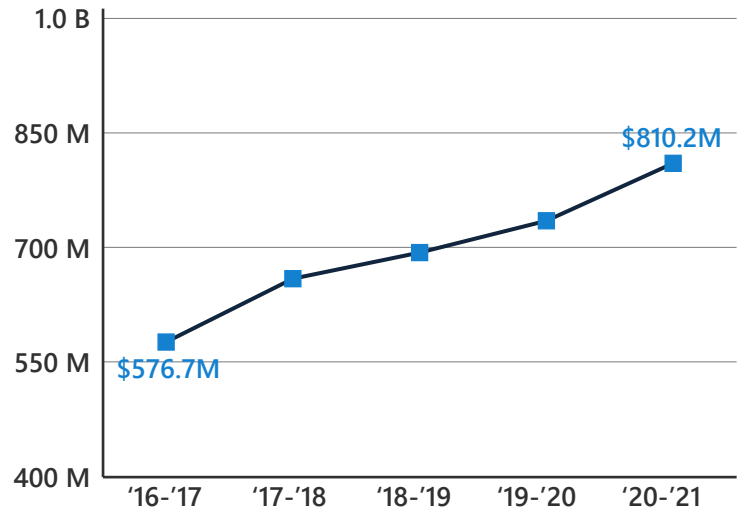


2021 Employment by Industry

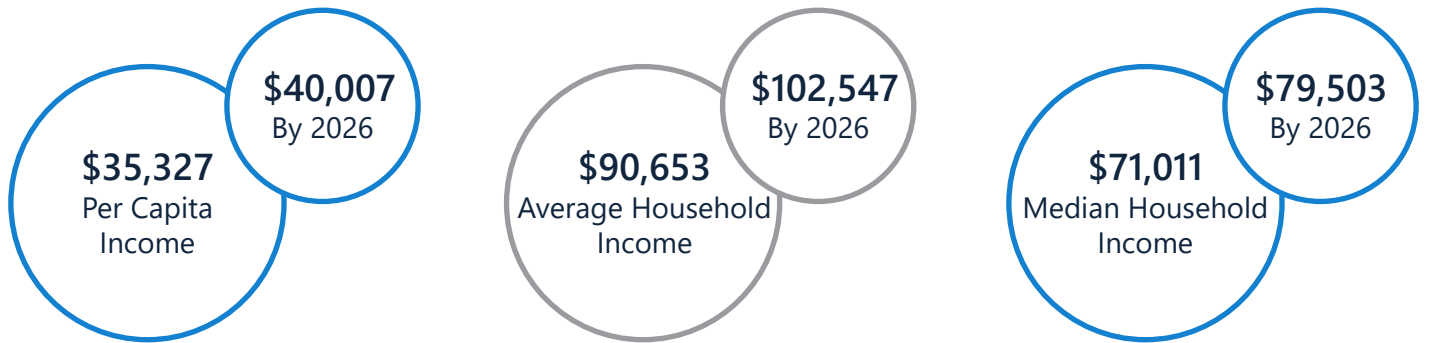


Employed Population, Age 16+ | 11,834 people or 96.5%


Gross Retail Sales By Fiscal Year



2021 Income



2021 Educational Attainment, Age 25+



Greenville Area Development Corporation
 Mark Farris, President/CEO
 864.235.2008
www.gogadc.com



Appalachian Council of Governments
 30 Century Circle, Greenville, SC 29607
 864.242.9733
www.scacog.org



City of Simpsonville
 118 NE Main Street, Simpsonville, SC 29681
 864.967.9526
www.simpsonville.com