



City of Seneca

Total Population

	2010	2021	2026	Growth Rate ¹
Seneca	8,102	8,799	9,139	0.76%
Oconee County	74,273	82,771	86,334	0.85%
Upstate SC	1,362,073	1,544,124	1,631,029	1.10%
South Carolina	4,625,364	5,321,206	5,665,411	1.26%

¹ Projected annual growth rate 2021-2026

Households & Families

	2010	2021	2026
Total Households	3,511	3,864	4,021
Total Families	2,152	2,398	2,480
Average HH Size	2.27	2.23	2.23

Population by Age

	2010	2021	2026
Under 5	7.6%	6.1%	6.0%
5 to 9	5.5%	5.8%	5.8%
10 to 14	5.6%	5.7%	5.8%
15 to 24	12.7%	10.3%	10.9%
25 to 34	11.8%	11.9%	10.6%
35 to 44	10.9%	11.7%	11.4%
45 to 54	13.3%	10.7%	11.2%
55 to 64	13.8%	13.7%	12.3%
65+	18.8%	24.1%	26.1%

20.7%

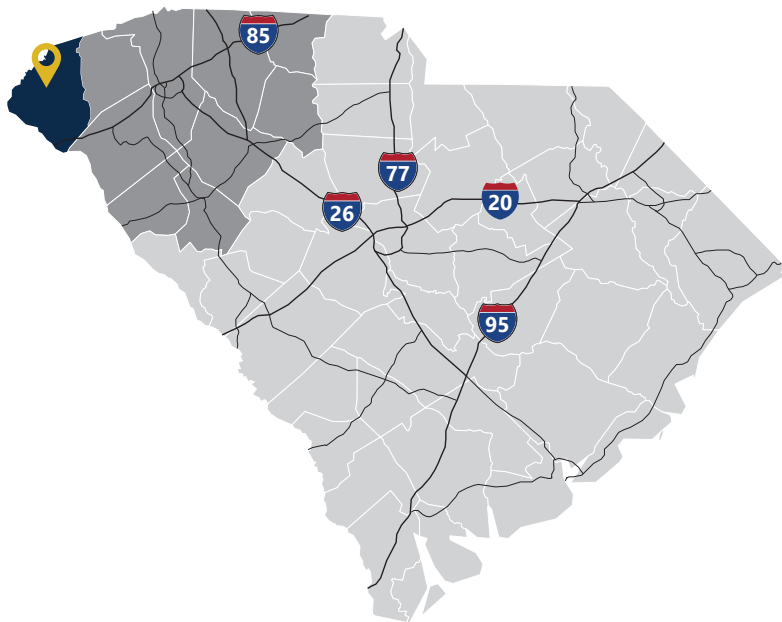
Under 18

34.3%

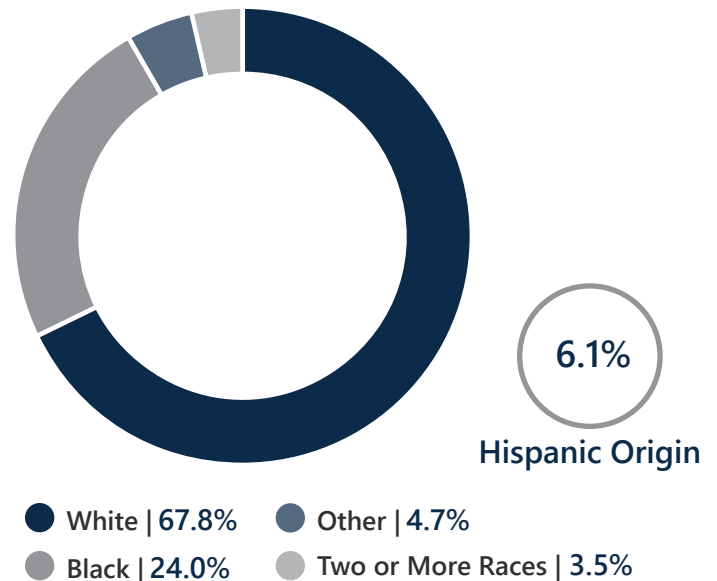
Prime Working Age

43.7

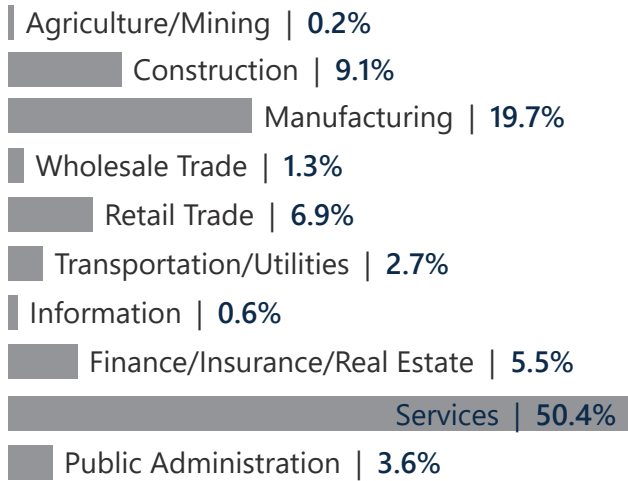
Median Age



2021 Population By Race & Ethnicity

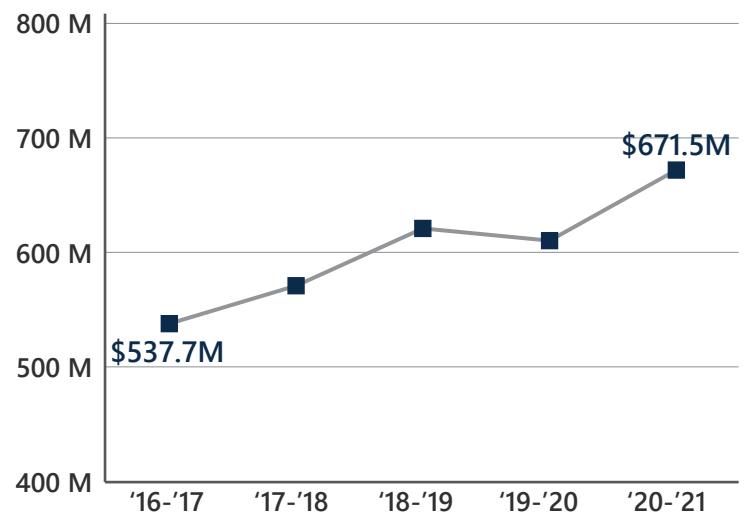


2021 Employment by Industry

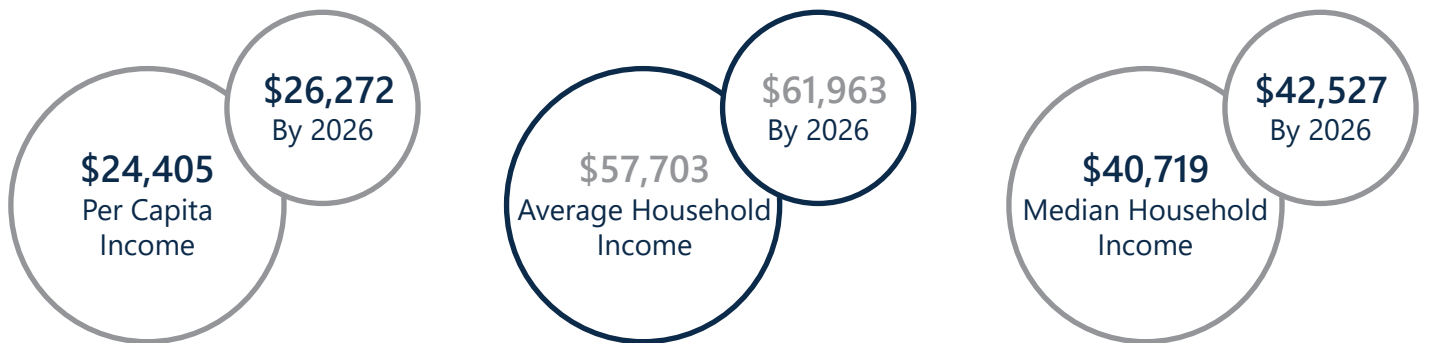


Employed Population, Age 16+ | 3,732 people or 96.3%


Gross Retail Sales By Fiscal Year



2021 Income



2021 Educational Attainment, Age 25+



OCONEE COUNTY, SOUTH CAROLINA, USA

Oconee Economic Alliance
Annie Caggiano, *Executive Director*
864.638.4210
www.oconeealliance.org



Appalachian Council of Governments
30 Century Circle, Greenville, SC 29607
864.242.9733
www.scacog.org



City of Seneca
221 East North First Street, Seneca, SC 29679
864.885.2700
www.seneca.sc.us