



City of Liberty

Total Population

	2010	2021	2026	Growth Rate ¹
Liberty	3,269	3,465	3,587	0.69%
Pickens County	119,224	130,793	136,321	0.83%
Upstate SC	1,362,073	1,544,124	1,631,029	1.10%
South Carolina	4,625,364	5,321,206	5,665,411	1.26%

¹ Projected annual growth rate 2021-2026

Households & Families

	2010	2021	2026
Total Households	1,375	1,470	1,526
Total Families	897	986	1,016
Average HH Size	2.37	2.35	2.35

Population by Age

	2010	2021	2026
Under 5	6.4%	5.7%	5.4%
5 to 9	6.2%	6.1%	6.0%
10 to 14	6.9%	6.2%	6.4%
15 to 24	11.6%	10.3%	10.2%
25 to 34	12.5%	12.9%	11.0%
35 to 44	13.5%	13.5%	13.7%
45 to 54	14.3%	13.2%	12.9%
55 to 64	11.7%	13.6%	13.5%
65+	16.9%	18.7%	21.0%

21.1%

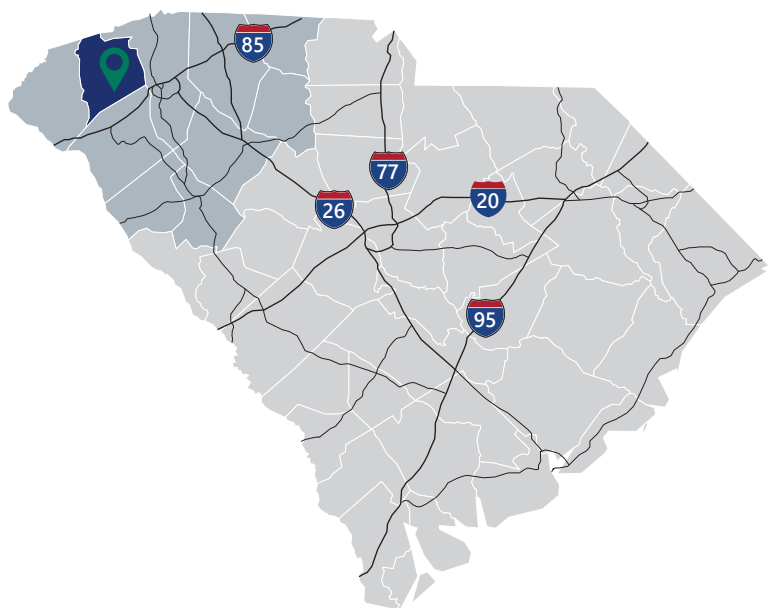
Under 18

39.6%

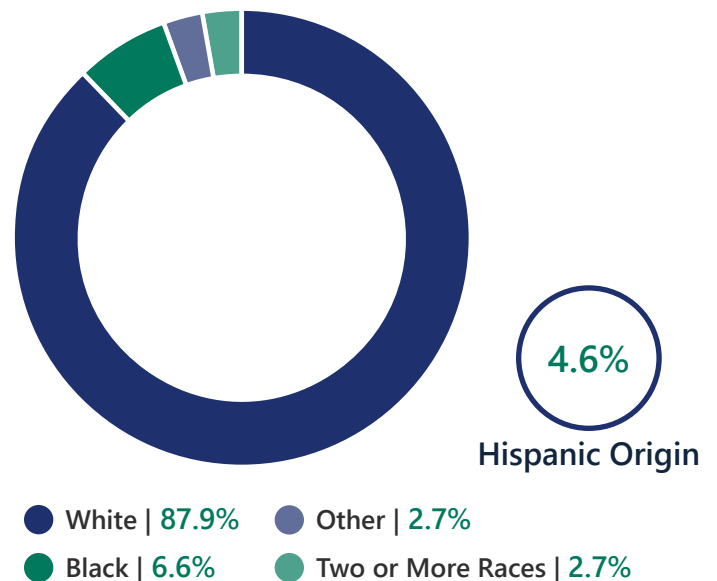
Prime Working
Age

41.5

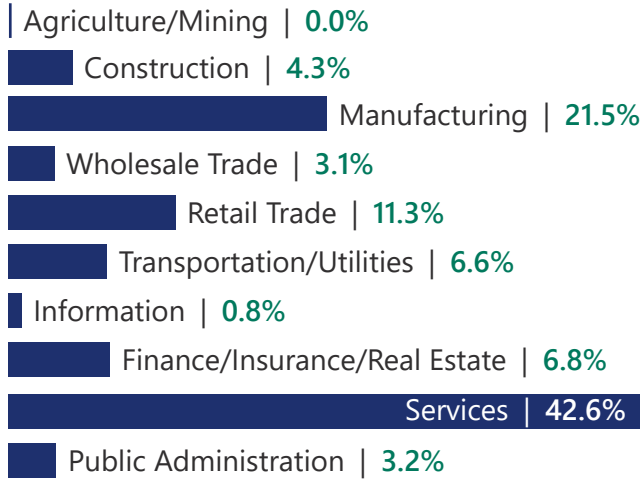
Median Age



2021 Population By Race & Ethnicity

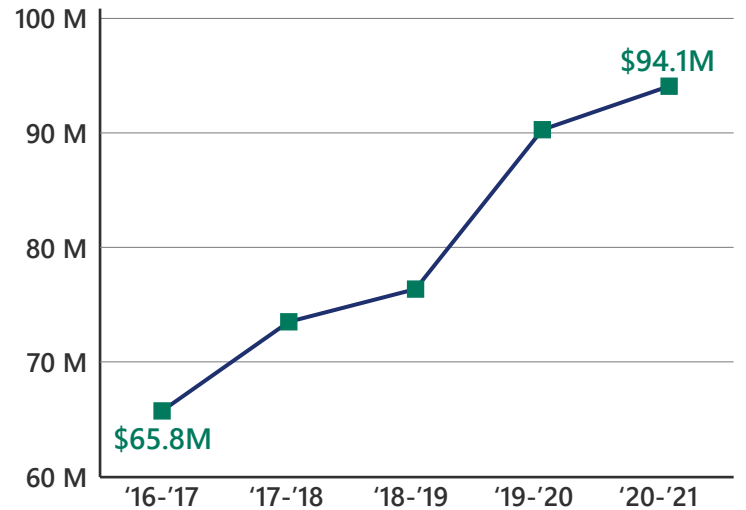


2021 Employment by Industry

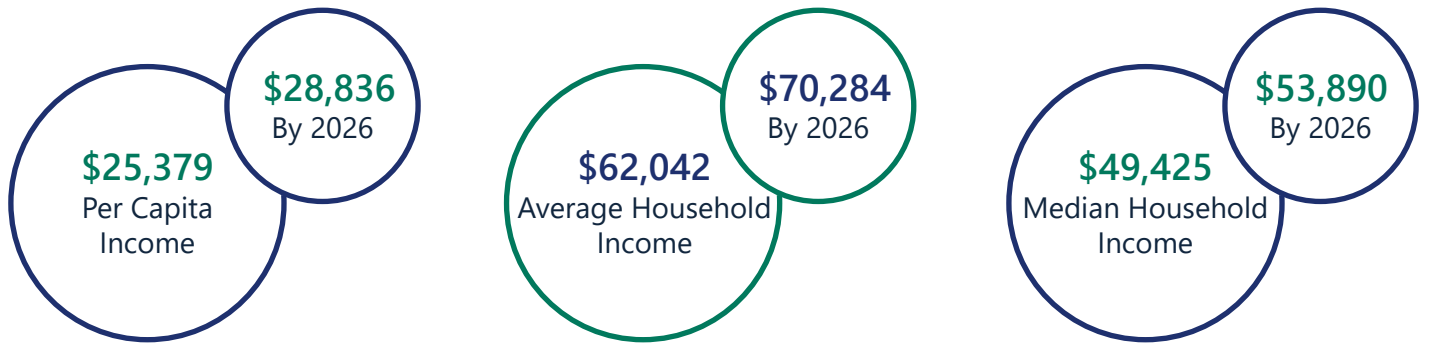


Employed Population, Age 16+ | 1,705 people or 94.3%


Gross Retail Sales By Fiscal Year



2021 Income



2021 Educational Attainment, Age 25+



Alliance Pickens
A. Ray Farley, II, CECd, *Executive Director*
864.898.1500
www.alliancepickens.com



Appalachian Council of Governments
30 Century Circle, Greenville, SC 29607
864.242.9733
www.scacog.org



City of Liberty
206 W. Front Street, Liberty, SC 29657
864.843.3177
www.libertysc.com