



City of Landrum

Total Population

| | 2010 | 2021 | 2026 | Growth Rate ¹ |
|--------------------|-----------|-----------|-----------|--------------------------|
| Landrum | 2,376 | 2,630 | 2,767 | 1.02% |
| Spartanburg County | 284,307 | 331,427 | 354,621 | 1.36% |
| Upstate SC | 1,362,073 | 1,544,124 | 1,631,029 | 1.10% |
| South Carolina | 4,625,364 | 5,321,206 | 5,665,411 | 1.26% |

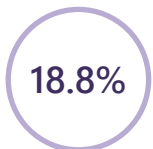
¹ Projected annual growth rate 2021-2026

Households & Families

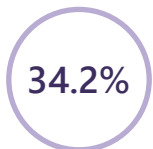
| | 2010 | 2021 | 2026 |
|------------------|-------|-------|-------|
| Total Households | 1,042 | 1,159 | 1,219 |
| Total Families | 657 | 720 | 751 |
| Average HH Size | 2.28 | 2.27 | 2.27 |

Population by Age

| | 2010 | 2021 | 2026 |
|----------|-------|-------|-------|
| Under 5 | 5.9% | 4.9% | 5.1% |
| 5 to 9 | 6.1% | 5.3% | 5.4% |
| 10 to 14 | 6.1% | 5.5% | 5.7% |
| 15 to 24 | 11.6% | 10.1% | 9.8% |
| 25 to 34 | 9.9% | 11.9% | 11.7% |
| 35 to 44 | 11.7% | 10.5% | 11.1% |
| 45 to 54 | 15.0% | 11.9% | 10.9% |
| 55 to 64 | 14.1% | 15.1% | 13.9% |
| 65+ | 19.3% | 24.9% | 26.6% |



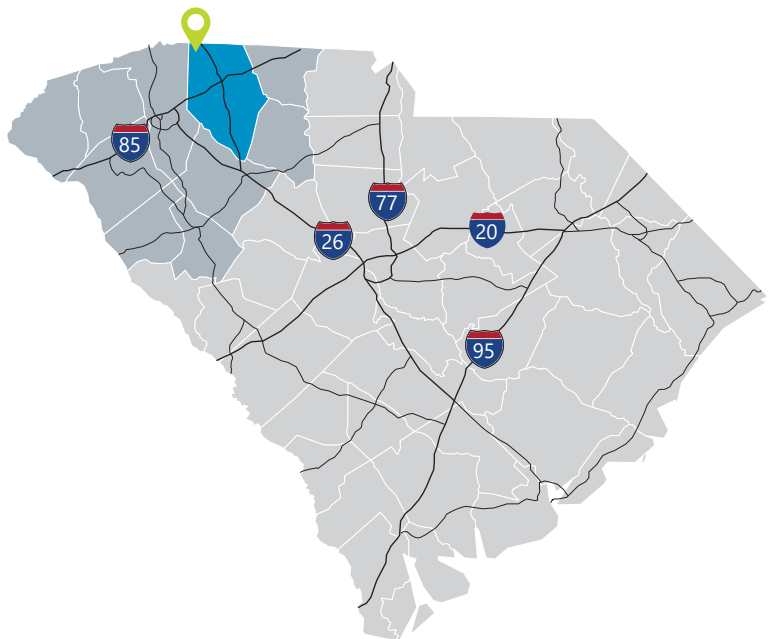
Under 18



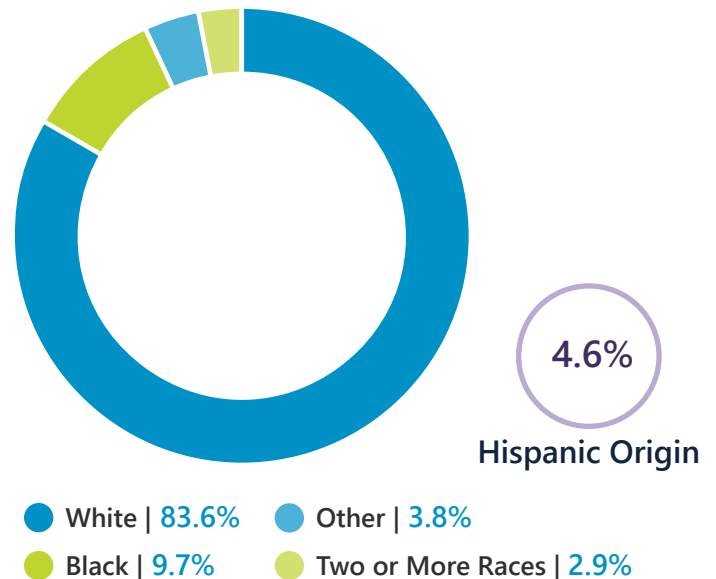
Prime Working Age



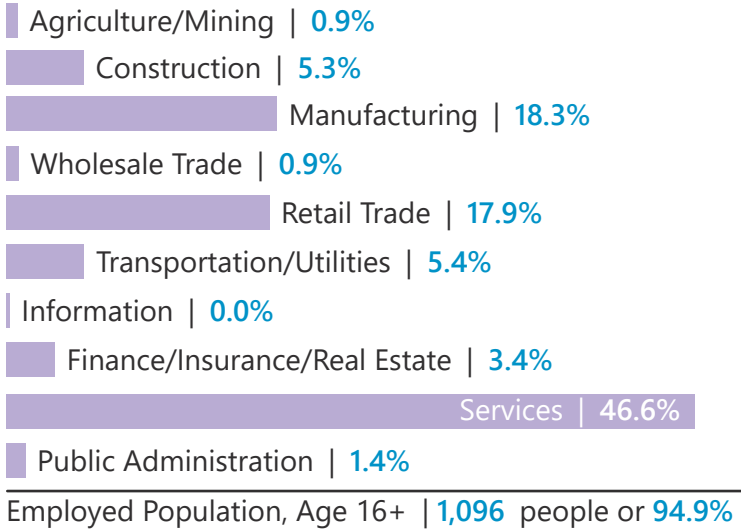
Median Age



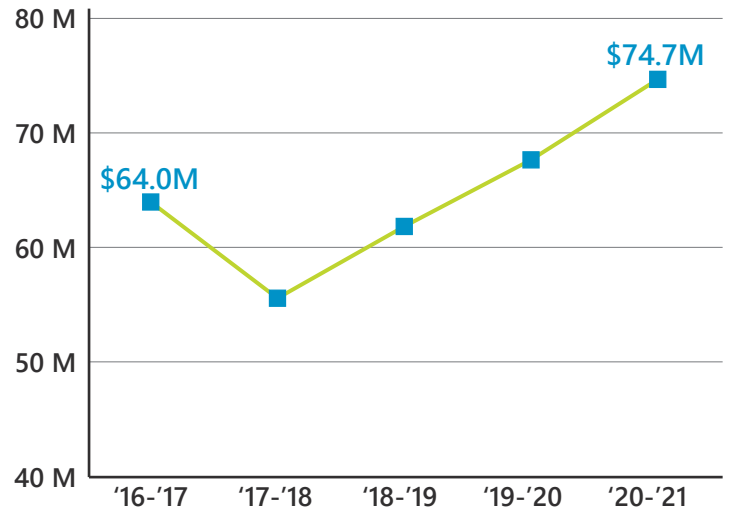
2021 Population By Race & Ethnicity



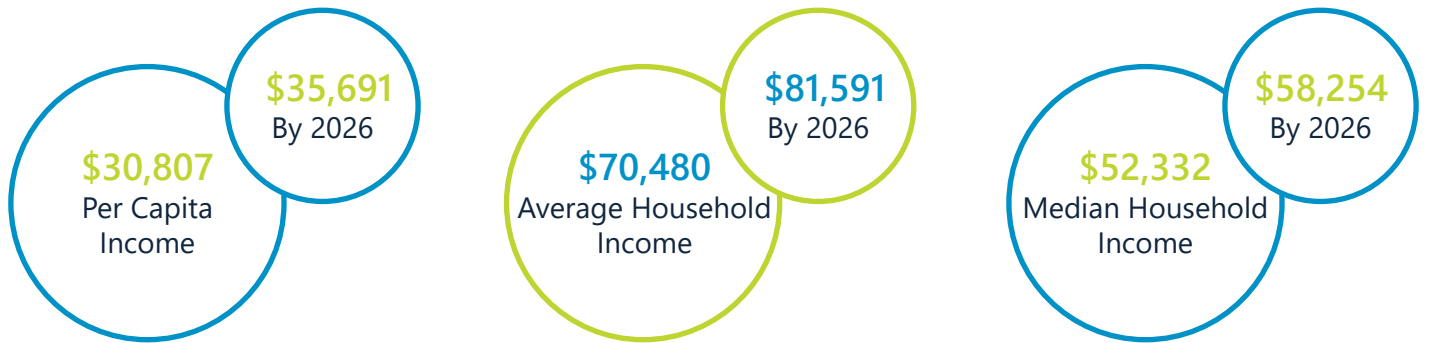
2021 Employment by Industry




Gross Retail Sales By Fiscal Year



2021 Income



2021 Educational Attainment, Age 25+



ONESPARTANBURG INC.
BUSINESS ECONOMY TOURISM

OneSpartanbug, Inc.

Katherine O'Neil, Chief Economic Development Officer
864.594.5000
www.onespartanburginc.com



Appalachian Council of Governments

30 Century Circle, Greenville, SC 29607
864.242.9733
www.scacog.org



City of Landrum

100 N. Shamrock Avenue, Landrum, SC 29356
864.457.3000
www.cityoflandrumsc.com