

City of Fountain Inn



Total Population

	2010	2021	2026	Growth Rate ¹
Fountain Inn	7,799	10,088	11,065	1.87%
Greenville County	451,225	535,463	575,020	1.44%
Upstate SC	1,362,073	1,544,124	1,631,029	1.10%
South Carolina	4,625,364	5,321,206	5,665,411	1.26%

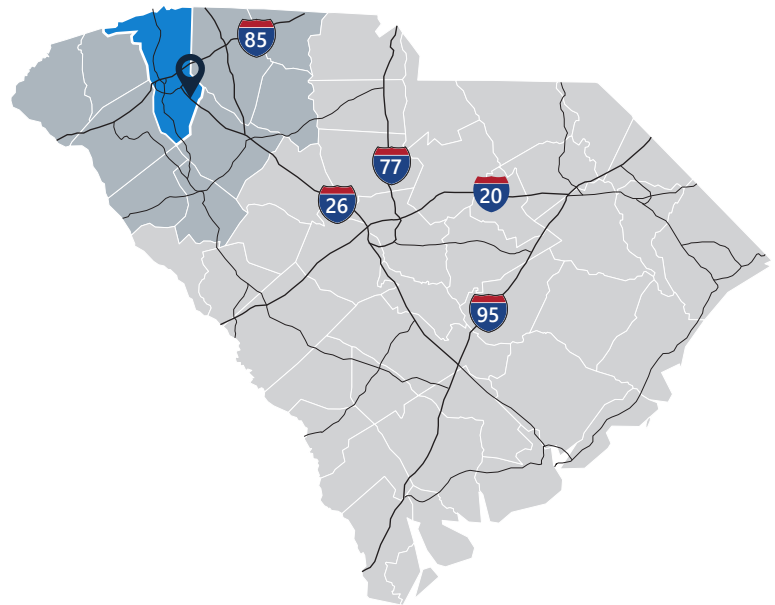
¹ Projected annual growth rate 2021-2026

Households & Families

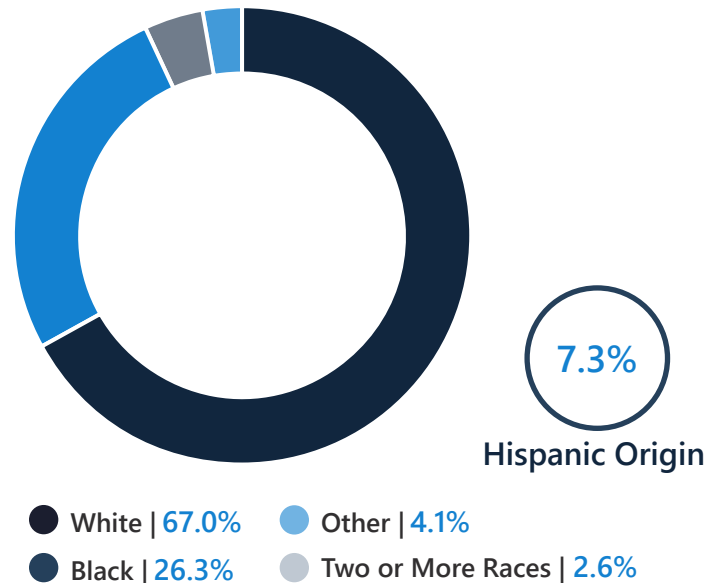
	2010	2021	2026
Total Households	2,889	3,702	4,066
Total Families	2,094	2,591	2,830
Average HH Size	2.67	2.71	2.71

Population by Age

	2010	2021	2026
Under 5	8.0%	6.7%	6.7%
5 to 9	7.7%	6.9%	6.8%
10 to 14	7.4%	7.0%	7.0%
15 to 24	12.3%	12.2%	12.0%
25 to 34	14.6%	13.8%	13.6%
35 to 44	15.2%	13.8%	13.5%
45 to 54	13.4%	13.2%	12.4%
55 to 64	10.0%	12.3%	12.2%
65+	11.4%	14.0%	15.7%



2021 Population By Race & Ethnicity



24.7%

Under 18

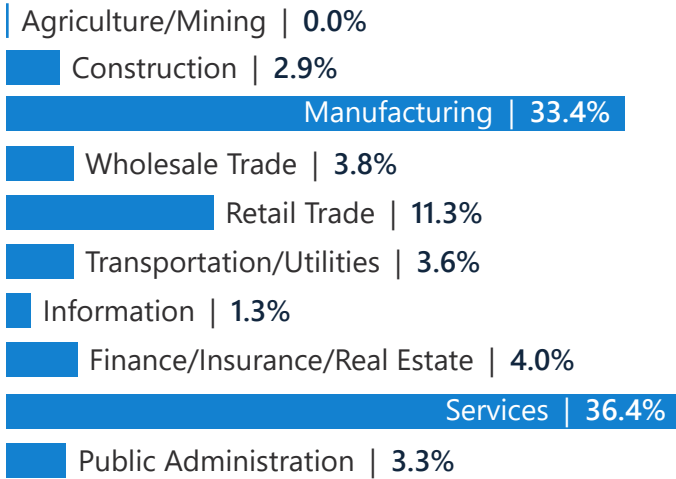
40.9%

Prime Working Age

37.3

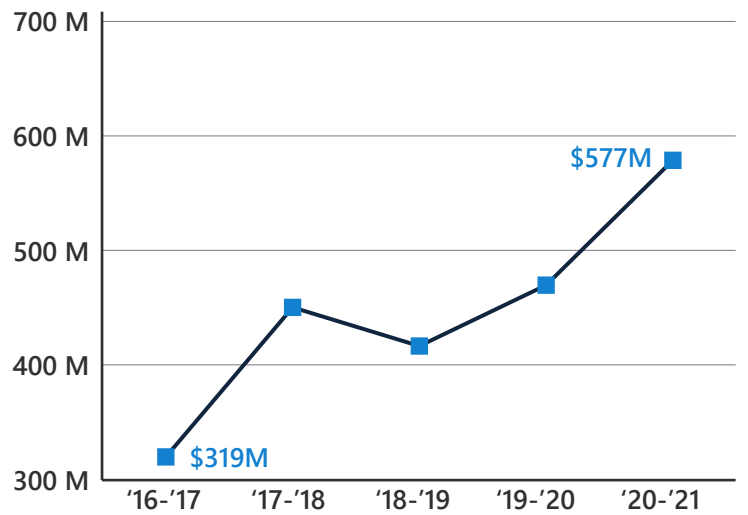
Median Age

2021 Employment by Industry

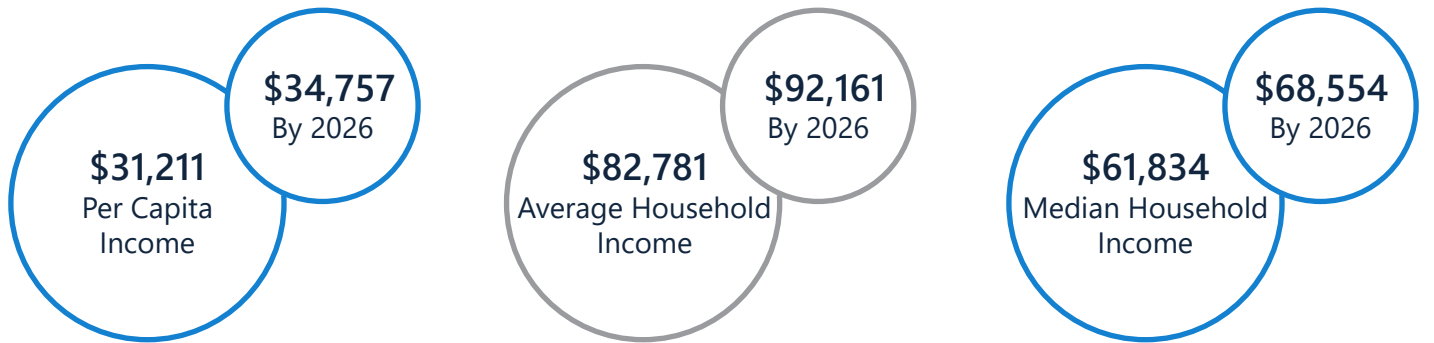


Employed Population, Age 16+ | 4,938 people or 94.7%


Gross Retail Sales By Fiscal Year



2021 Income



2021 Educational Attainment, Age 25+



Greenville Area Development Corporation
 Mark Farris, President/CEO
 864.235.2008
www.gogadc.com



Appalachian Council of Governments
 30 Century Circle, Greenville, SC 29607
 864.242.9733
www.scacog.org



FOUNTAIN INN

City of Fountain Inn
 200 N. Main Street, Fountain Inn, SC 29644
 864.862.4421
www.fountaininn.org