



Total Population

	2010	2021	2026	Growth Rate ¹
Clemson	13,905	16,081	16,981	1.10%
Pickens County	119,224	130,793	136,321	0.83%
Upstate SC	1,362,073	1,544,124	1,631,029	1.10%
South Carolina	4,625,364	5,321,206	5,665,411	1.26%

¹ Projected annual growth rate 2021-2026

Households & Families

	2010	2021	2026
Total Households	5,914	6,954	7,350
Total Families	2,485	2,805	2,941
Average HH Size	2.33	2.24	2.24

Population by Age

	2010	2021	2026
Under 5	3.7%	3.4%	3.5%
5 to 9	4.0%	3.2%	3.3%
10 to 14	3.8%	3.8%	3.4%
15 to 24	40.8%	33.1%	32.4%
25 to 34	12.8%	19.9%	19.2%
35 to 44	7.5%	7.2%	8.2%
45 to 54	8.3%	7.2%	7.3%
55 to 64	7.6%	8.3%	7.7%
65+	11.5%	13.9%	15.0%



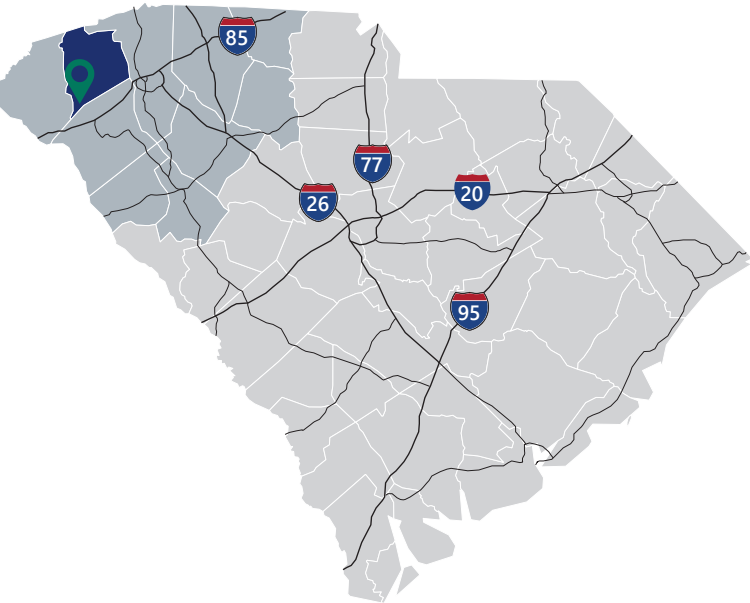
Under 18



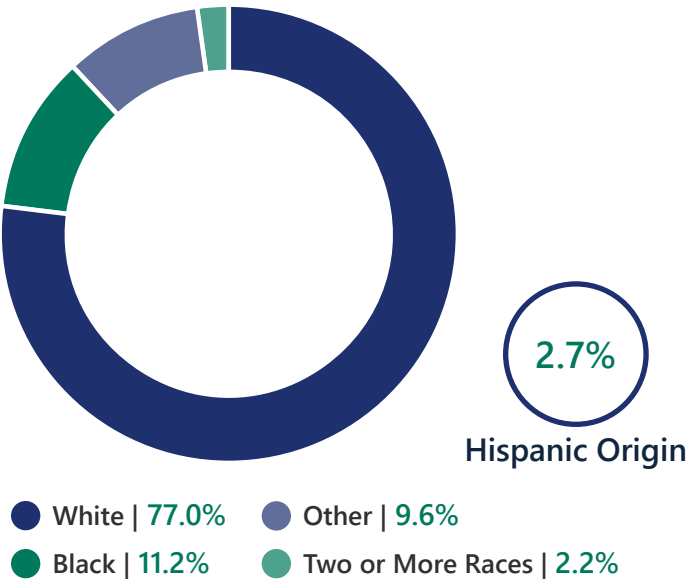
Prime Working Age



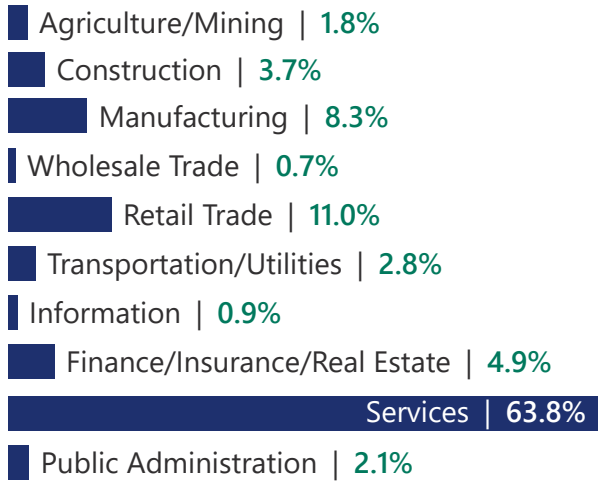
Median Age



2021 Population By Race & Ethnicity

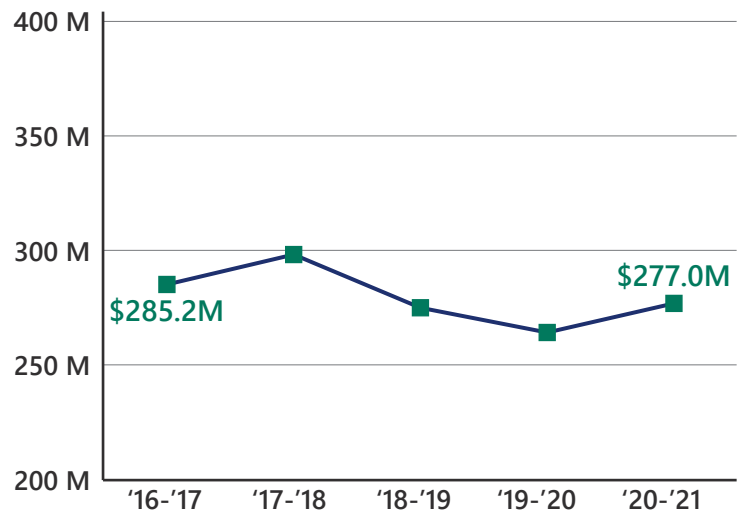


2021 Employment by Industry

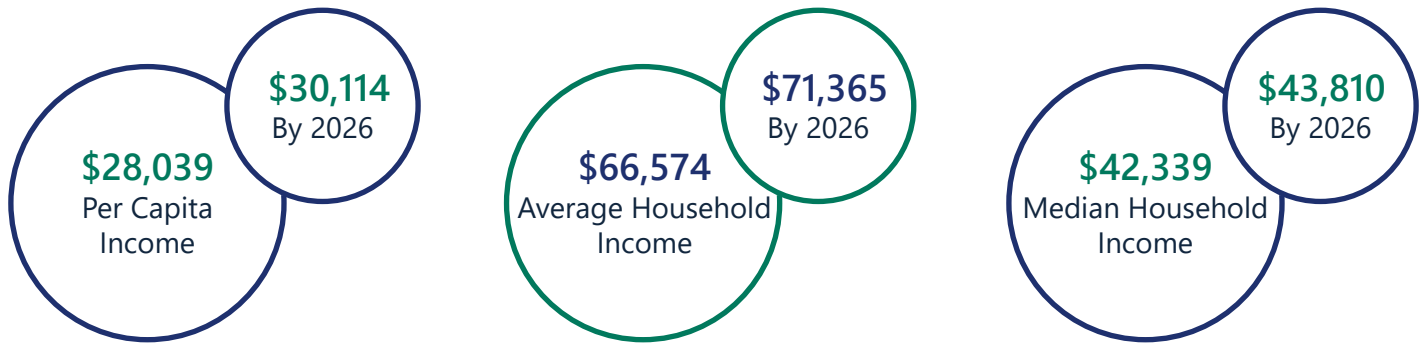


Employed Population, Age 16+ | 8,055 people or 96.8%

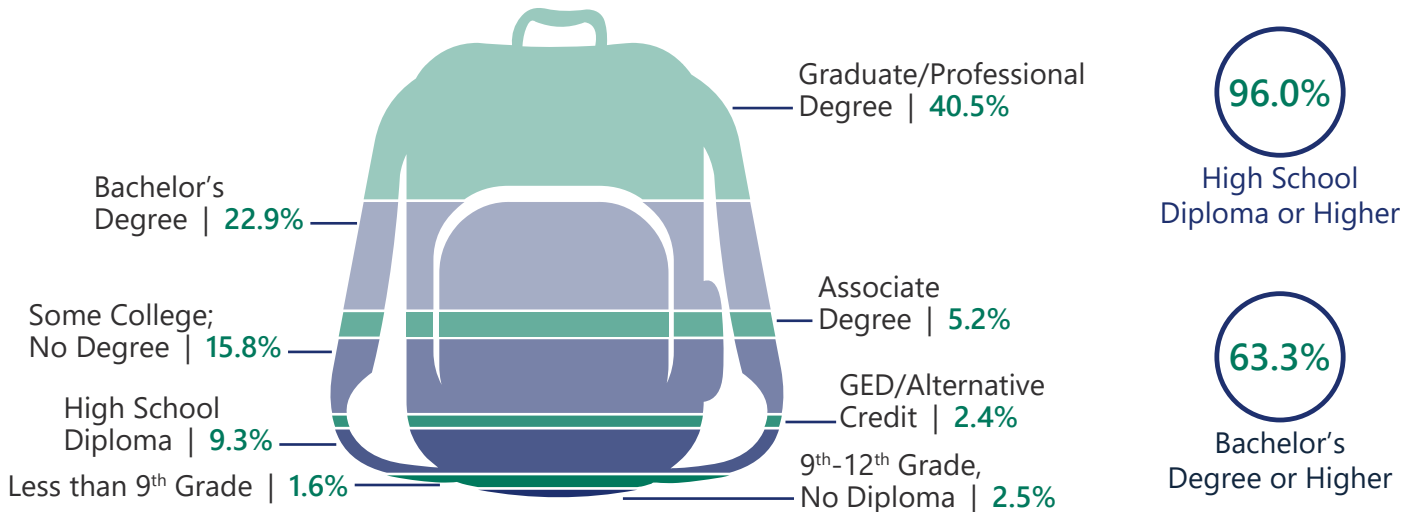
Gross Retail Sales By Fiscal Year



2021 Income



2021 Educational Attainment, Age 25+



Alliance Pickens

A. Ray Farley, II, CECd, Executive Director
864.898.1500
www.alliancepickens.com



Appalachian Council of Governments

30 Century Circle, Greenville, SC 29607
864.242.9733
www.scacog.org



City of Clemson

1250 Tiger Boulevard, Clemson, SC 29631
864.653.2030
www.cityofclemson.org