



# City of Chesnee

## Total Population

	2010	2021	2026	Growth Rate <sup>1</sup>
Chesnee	868	884	894	0.23%
Spartanburg County	284,307	331,427	354,621	1.36%
Upstate SC	1,362,073	1,544,124	1,631,029	1.10%
South Carolina	4,625,364	5,321,206	5,665,411	1.26%

<sup>1</sup> Projected annual growth rate 2021-2026

## Households & Families

	2010	2021	2026
Total Households	374	380	385
Total Families	210	242	243
Average HH Size	2.31	2.32	2.32

## Population by Age

	2010	2021	2026
Under 5	8.6%	6.5%	5.8%
5 to 9	5.8%	6.8%	6.4%
10 to 14	6.0%	5.5%	6.9%
15 to 24	15.0%	11.0%	10.5%
25 to 34	11.2%	12.1%	11.1%
35 to 44	11.2%	12.1%	10.9%
45 to 54	15.4%	12.4%	12.6%
55 to 64	11.8%	14.9%	14.0%
65+	15.0%	18.9%	21.8%



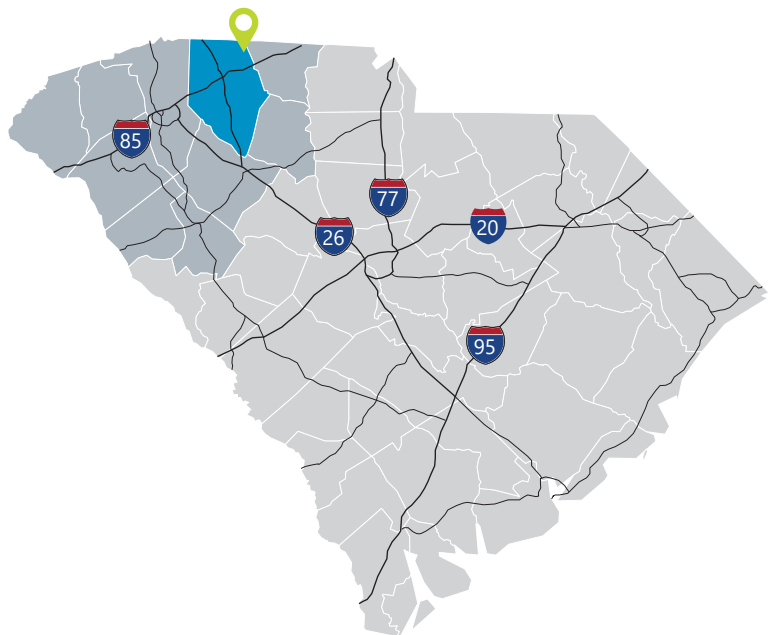
Under 18



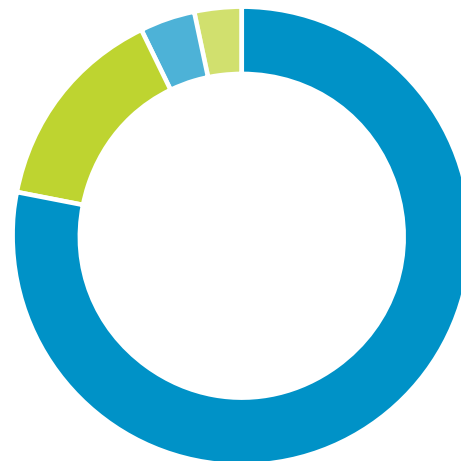
Prime Working Age



Median Age



## 2021 Population By Race & Ethnicity



Hispanic Origin

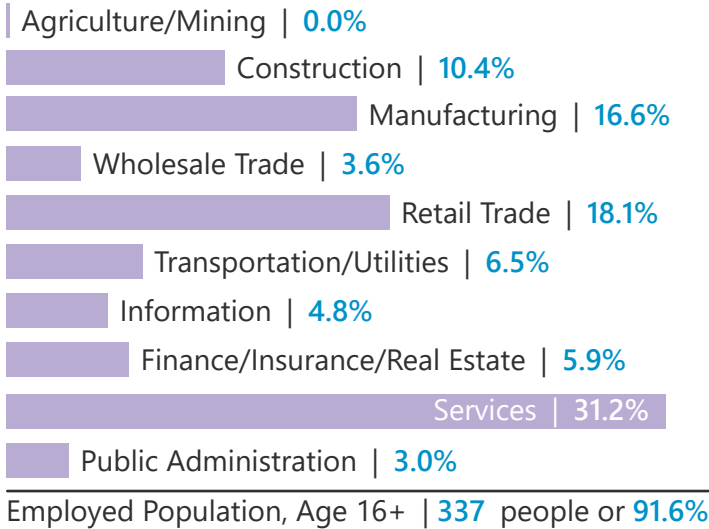
White | 78.4%

Other | 4.1%

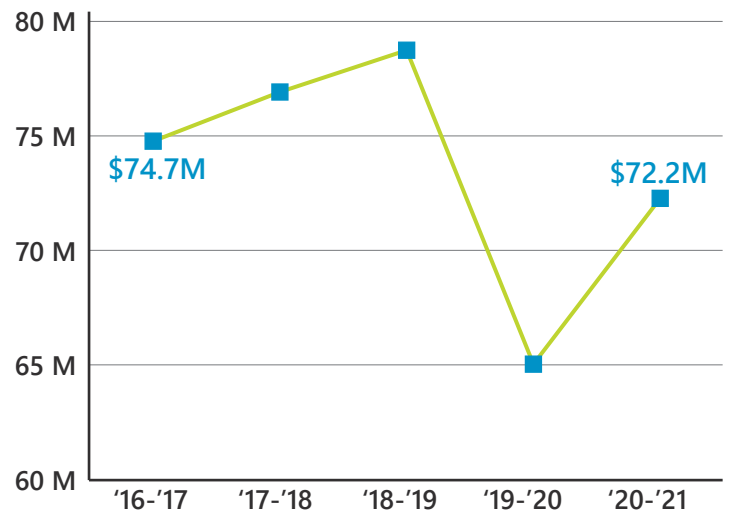
Black | 14.5%

Two or More Races | 3.1%

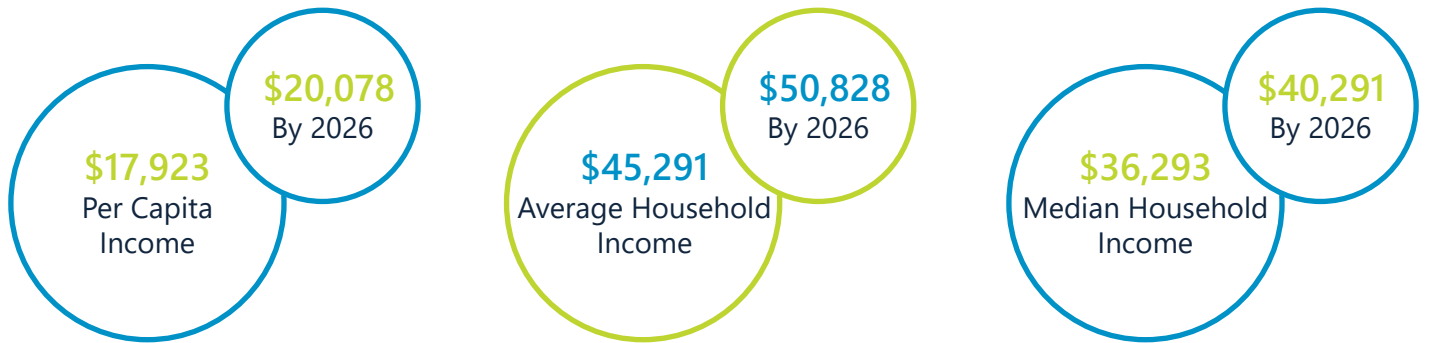
## 2021 Employment by Industry




## Gross Retail Sales By Fiscal Year



## 2021 Income



## 2021 Educational Attainment, Age 25+



ONESPARTANBURG INC.  
BUSINESS ECONOMY TOURISM

OneSpartanbug, Inc.

Katherine O'Neil, Chief Economic Development Officer  
864.594.5000  
www.onespartanburginc.com



Appalachian Council of Governments

30 Century Circle, Greenville, SC 29607  
864.242.9733  
www.scacog.org



City of Chesnee

201 W. Cherokee Street, Chesnee, SC 29323  
864.461.2225  
www.cityofchesnee.org