



Town of West Union

Total Population

	2010	2020	2025	Growth Rate ¹
West Union	291	325	341	0.97%
Oconee County	74,273	81,353	85,079	0.90%
Upstate SC	1,362,073	1,534,241	1,622,166	1.12%
South Carolina	4,625,364	5,282,232	5,629,430	1.28%

¹ Projected annual growth rate 2020-2025

Households & Families

	2010	2020	2025
Total Households	131	146	154
Total Families	78	102	106
Average HH Size	2.22	2.23	2.21

Population by Age

	2010	2020	2025
Under 5	7.9%	6.2%	5.9%
5 to 9	3.4%	6.5%	6.5%
10 to 14	6.2%	6.8%	6.7%
15 to 24	10.4%	11.4%	11.7%
25 to 34	13.7%	11.7%	11.2%
35 to 44	10.0%	12.0%	11.4%
45 to 54	13.4%	13.5%	12.9%
55 to 64	14.7%	12.9%	13.2%
65+	20.3%	19.4%	20.8%



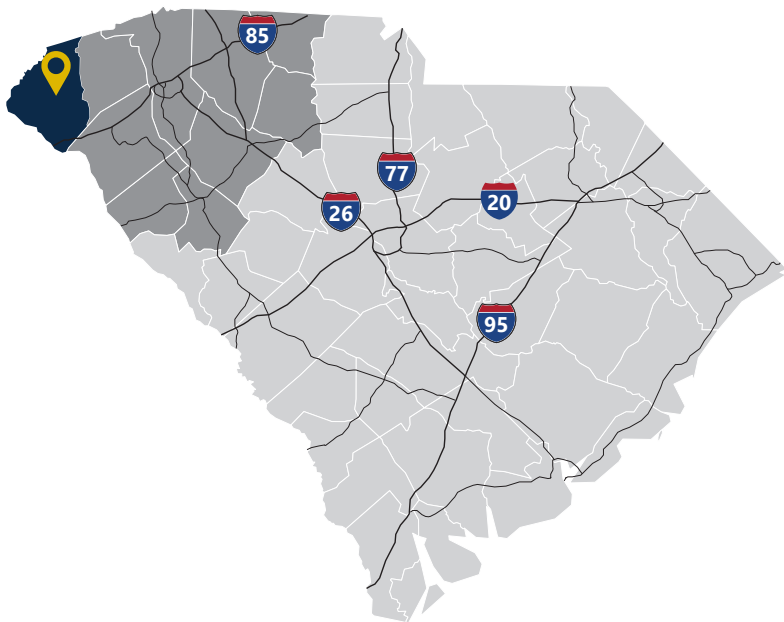
Under 18



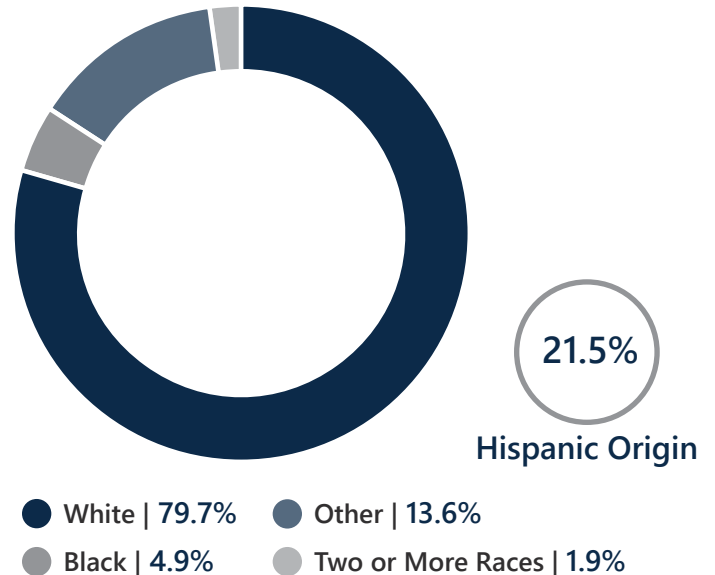
Prime Working Age



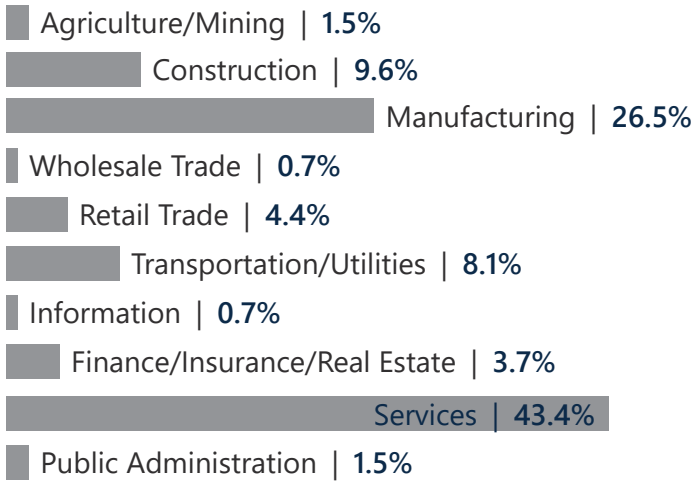
Median Age



2020 Population By Race & Ethnicity

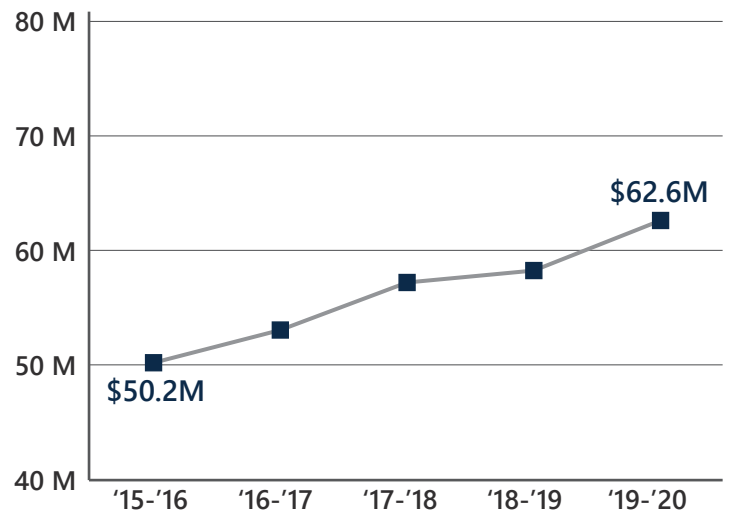


2020 Employment by Industry

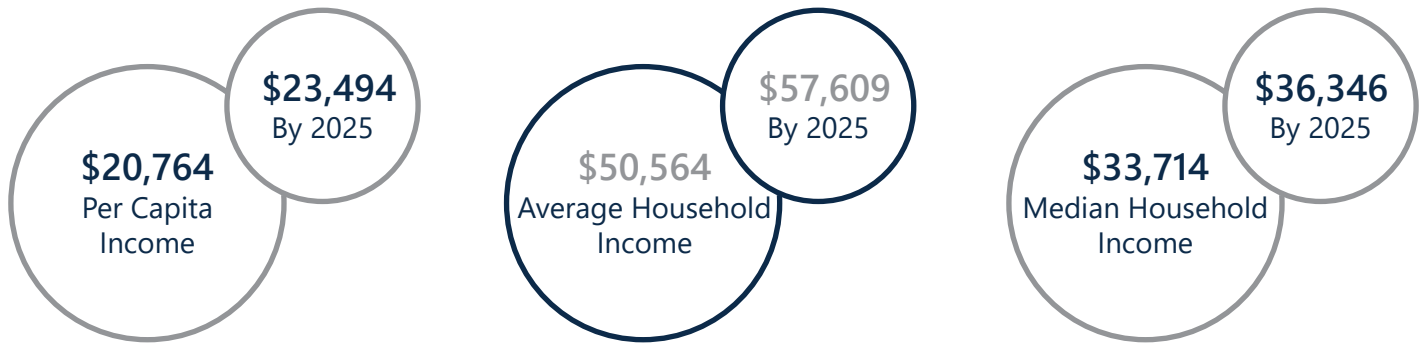


Employed Population, Age 16+ | 136 people or 88.3%

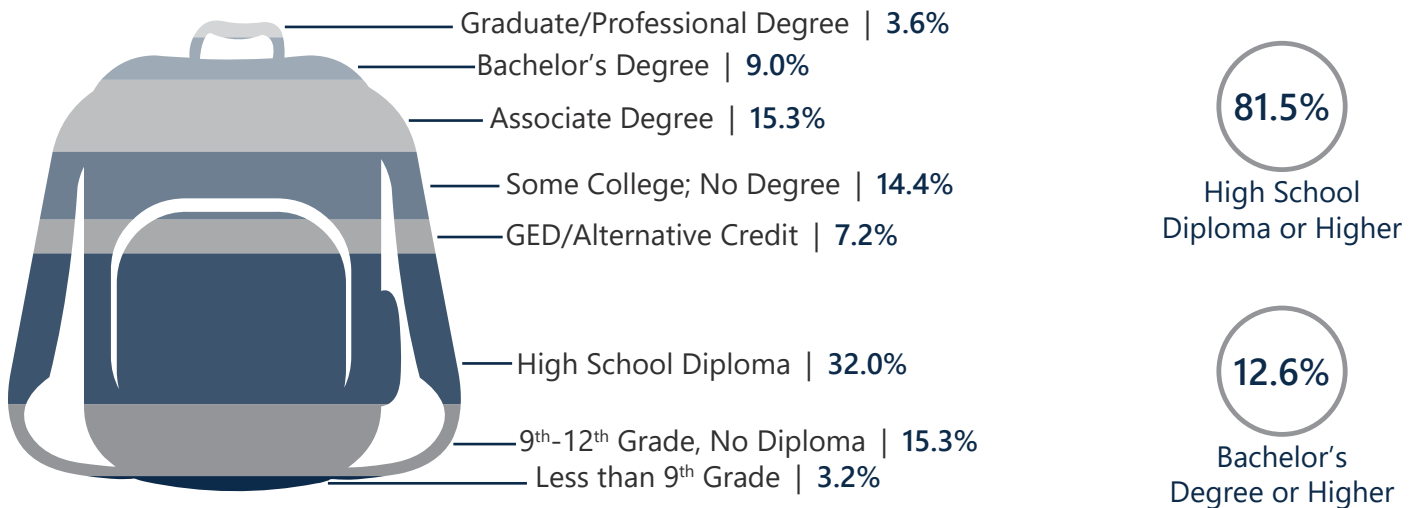
Gross Retail Sales By Fiscal Year



2020 Income



2020 Educational Attainment, Age 25+



OCONEE COUNTY, SOUTH CAROLINA, USA

Oconee Economic Alliance
Annie Caggiano, *Executive Director*
864.638.4210
www.oconeealliance.org



Appalachian Council of Governments
30 Century Circle, Greenville, SC 29607
864.242.9733
www.scacog.org

Town of West Union
1442 W. Main Street, West Union, SC 29696
864.638.9978
www.townofwestunion.com