



Total Population

	2010	2020	2025	Growth Rate ¹
West Pelzer	880	882	891	0.20%
Anderson County	187,126	208,587	219,541	1.03%
Upstate SC	1,362,073	1,534,241	1,622,166	1.12%
South Carolina	4,625,364	5,282,232	5,629,430	1.28%

¹ Projected annual growth rate 2020-2025

Households & Families

	2010	2020	2025
Total Households	384	383	387
Total Families	244	234	234
Average HH Size	2.29	2.3	2.3

Population by Age

	2010	2020	2025
Under 5	7.0%	6.0%	5.6%
5 to 9	7.4%	6.0%	5.8%
10 to 14	5.1%	5.8%	6.0%
15 to 24	14.1%	11.1%	12.2%
25 to 34	12.9%	14.9%	10.4%
35 to 44	11.9%	12.0%	13.5%
45 to 54	12.1%	12.7%	11.9%
55 to 64	13.4%	12.6%	14.5%
65+	16.0%	18.8%	20.0%



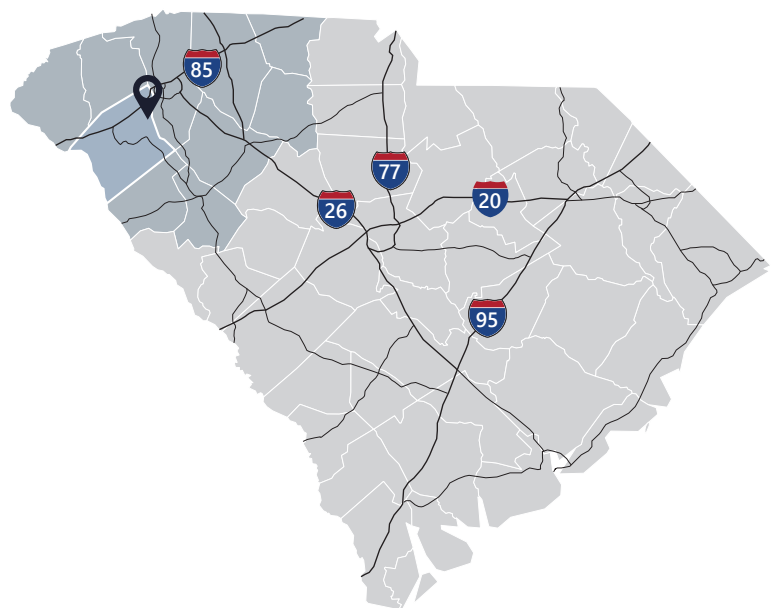
Under 18



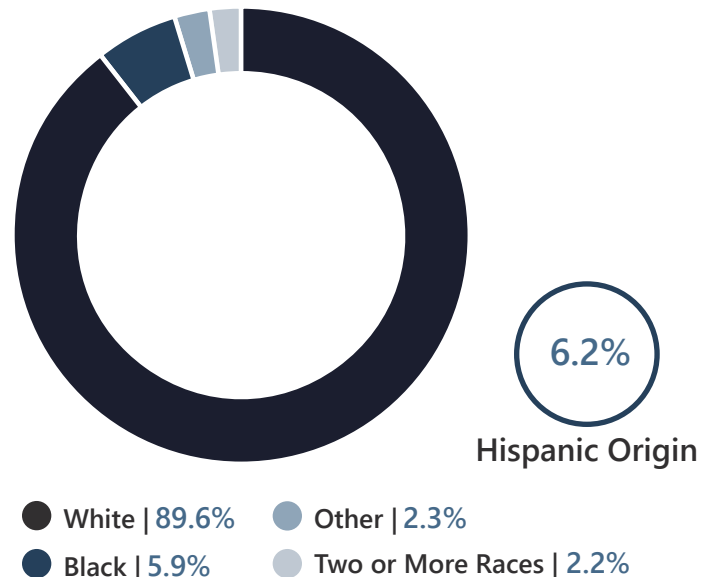
Prime Working Age



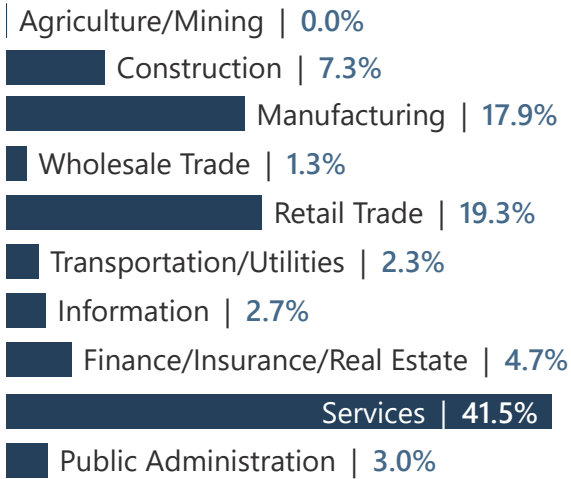
Median Age



2020 Population By Race & Ethnicity

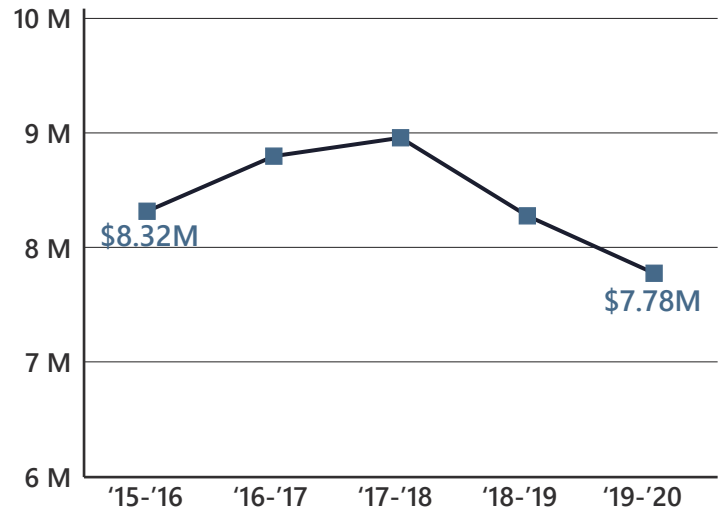


2020 Employment by Industry

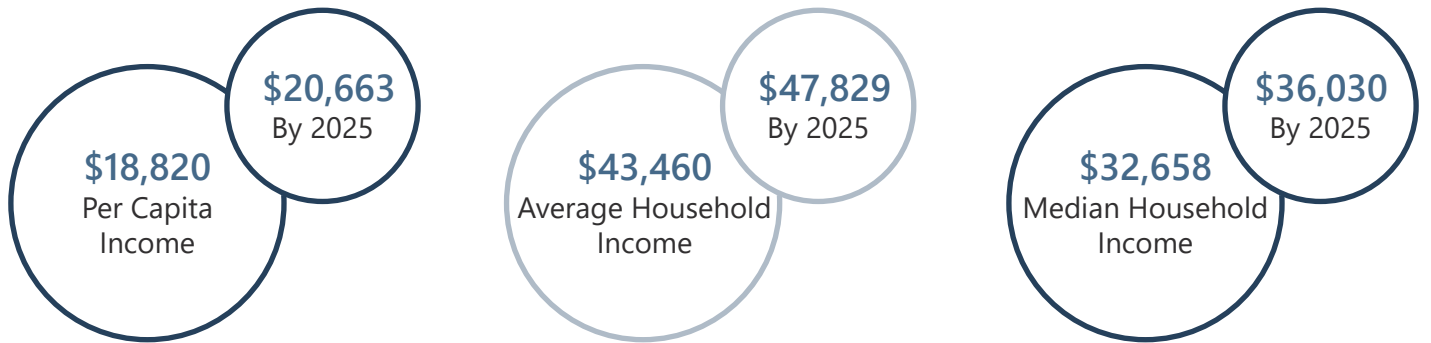


Employed Population, Age 16+ | 301 people or 92.1%


Gross Retail Sales By Fiscal Year



2020 Income



2020 Educational Attainment, Age 25+



Anderson County Economic Development
 Burriss Nelson, Economic Development Director
 864.260.4386
www.andersoncountysc.org/econ-dev



Appalachian Council of Governments
 30 Century Circle, Greenville, SC 29607
 864.242.9733
www.scacog.org



Town of West Pelzer
 30 Main Street, West Pelzer, SC 29669
 864.947.6297
www.westpelzer.com