

Town of Starr

Total Population

	2010	2020	2025	Growth Rate ¹
Starr	173	190	200	1.03%
Anderson County	187,126	208,587	219,541	1.03%
Upstate SC	1,362,073	1,534,241	1,622,166	1.12%
South Carolina	4,625,364	5,282,232	5,629,430	1.28%

¹ Projected annual growth rate 2020-2025

Households & Families

	2010	2020	2025
Total Households	68	75	79
Total Families	50	54	57
Average HH Size	2.48	2.53	2.53

Population by Age

	2010	2020	2025
Under 5	6.9%	6.3%	6.0%
5 to 9	6.4%	6.3%	6.5%
10 to 14	9.2%	6.8%	7.0%
15 to 24	7.5%	10.5%	11.0%
25 to 34	9.8%	13.2%	10.5%
35 to 44	15.0%	13.2%	12.5%
45 to 54	15.6%	12.6%	13.0%
55 to 64	15.0%	15.8%	14.5%
65+	14.5%	15.8%	19.5%



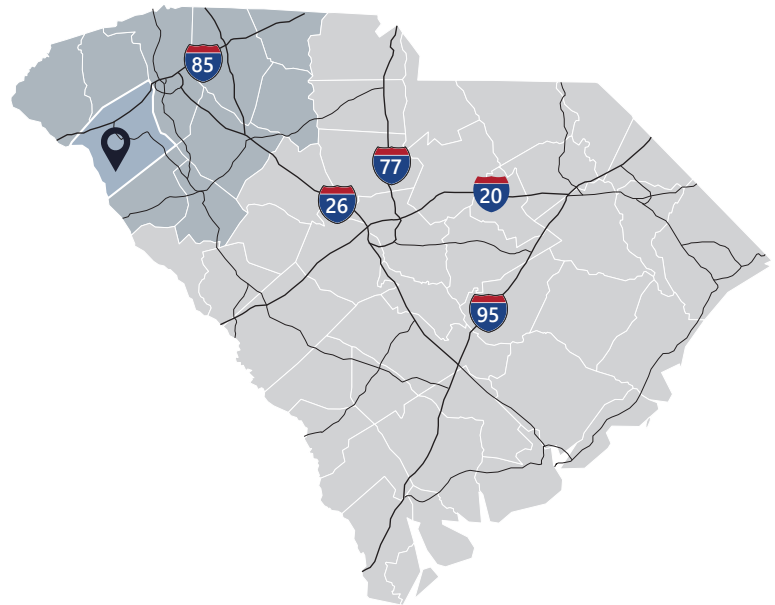
Under 18



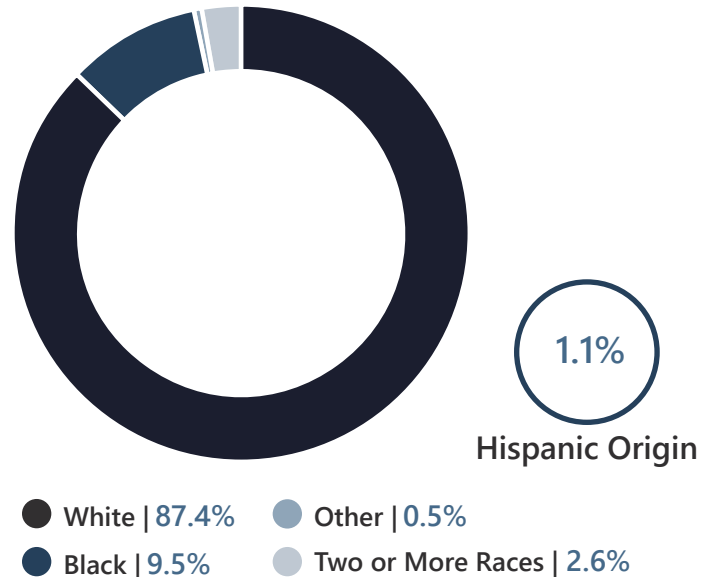
Prime Working Age



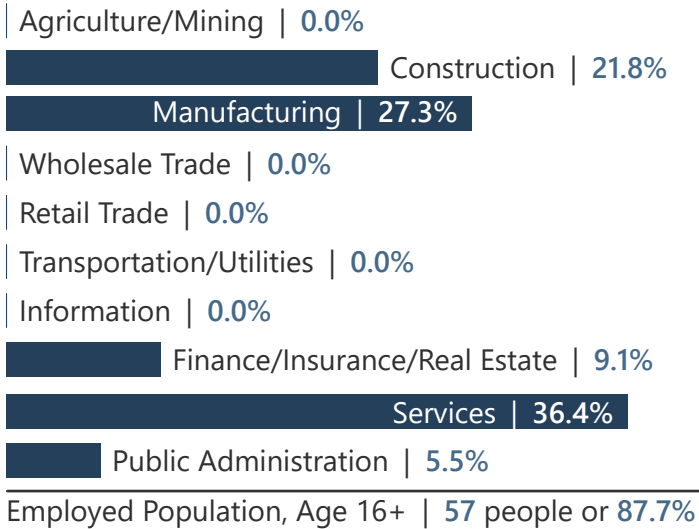
Median Age



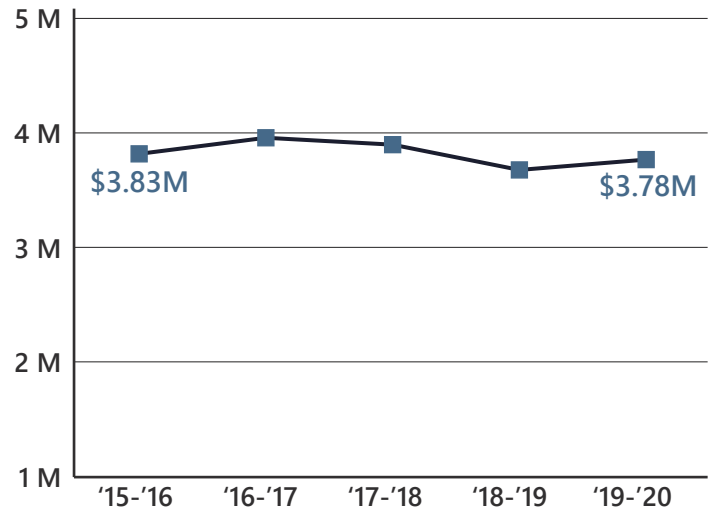
2020 Population By Race & Ethnicity



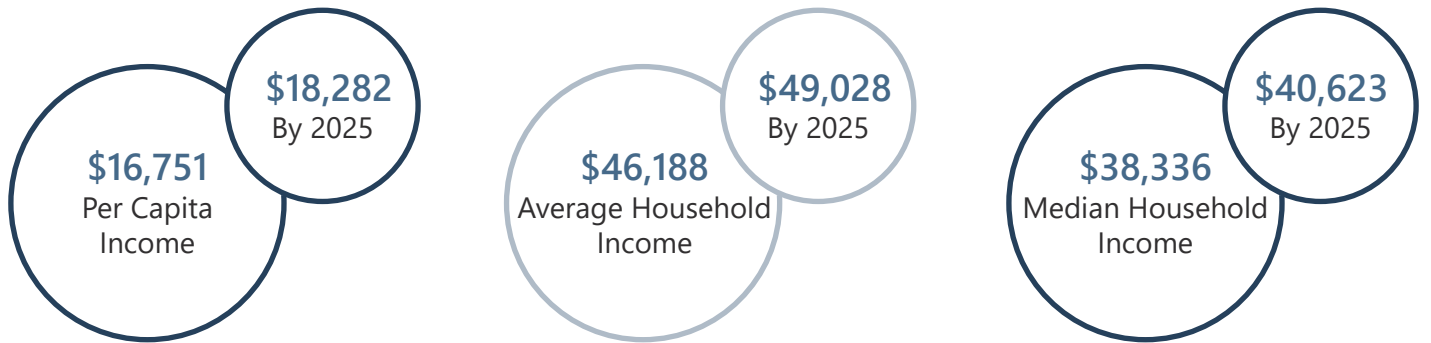
2020 Employment by Industry




Gross Retail Sales By Fiscal Year



2020 Income



2020 Educational Attainment, Age 25+



Anderson County Economic Development
 Burriss Nelson, Economic Development Director
 864.260.4386
www.andersoncountysc.org/econ-dev



Appalachian Council of Governments
 30 Century Circle, Greenville, SC 29607
 864.242.9733
www.scacog.org