



Town of Salem

Total Population

	2010	2020	2025	Growth Rate ¹
Salem	135	142	146	0.56%
Oconee County	74,273	81,353	85,079	0.90%
Upstate SC	1,362,073	1,534,241	1,622,166	1.12%
South Carolina	4,625,364	5,282,232	5,629,430	1.28%

¹ Projected annual growth rate 2020-2025

Households & Families

	2010	2020	2025
Total Households	60	64	66
Total Families	38	41	42
Average HH Size	2.25	2.13	2.12

Population by Age

	2010	2020	2025
Under 5	5.9%	4.2%	4.1%
5 to 9	6.7%	5.6%	5.5%
10 to 14	4.4%	7.0%	7.5%
15 to 24	8.1%	9.2%	9.6%
25 to 34	8.9%	12.0%	8.9%
35 to 44	14.8%	10.6%	11.6%
45 to 54	19.3%	14.1%	13.0%
55 to 64	13.3%	16.2%	15.8%
65+	18.5%	20.4%	24.7%



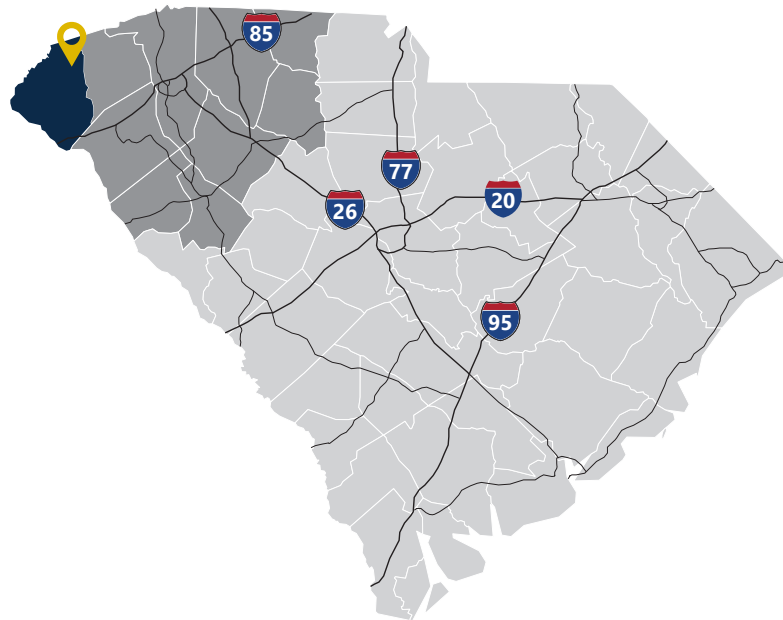
Under 18



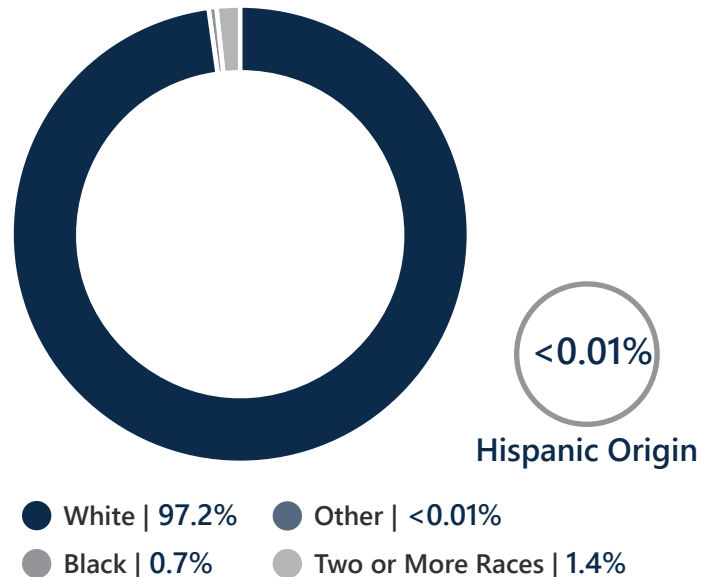
Prime Working Age



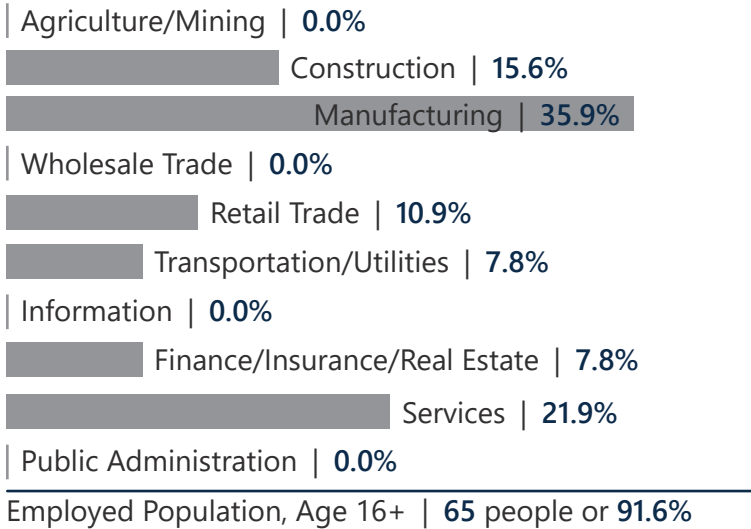
Median Age



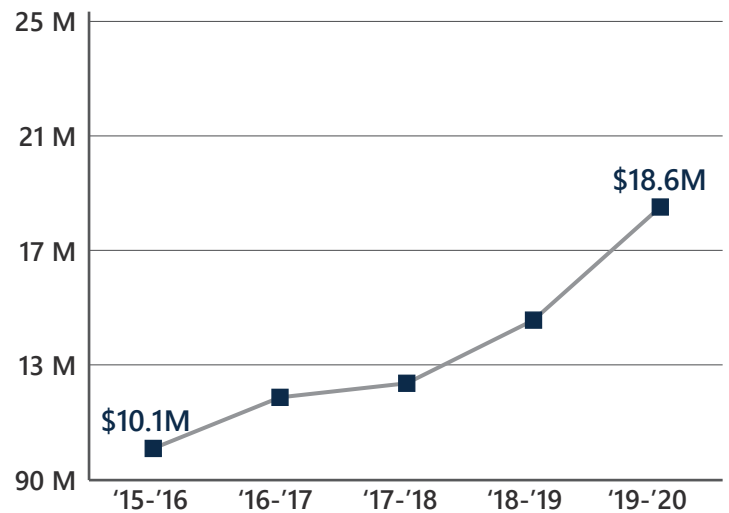
2020 Population By Race & Ethnicity



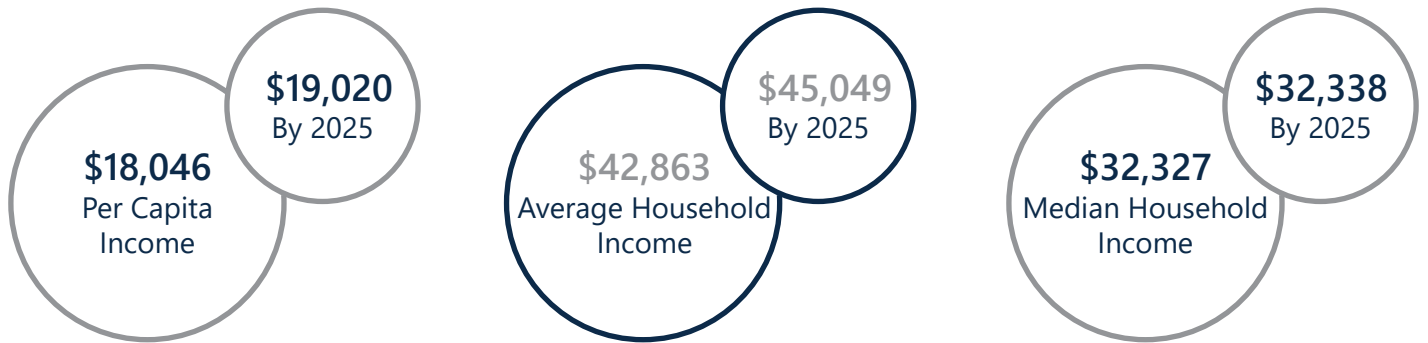
2020 Employment by Industry



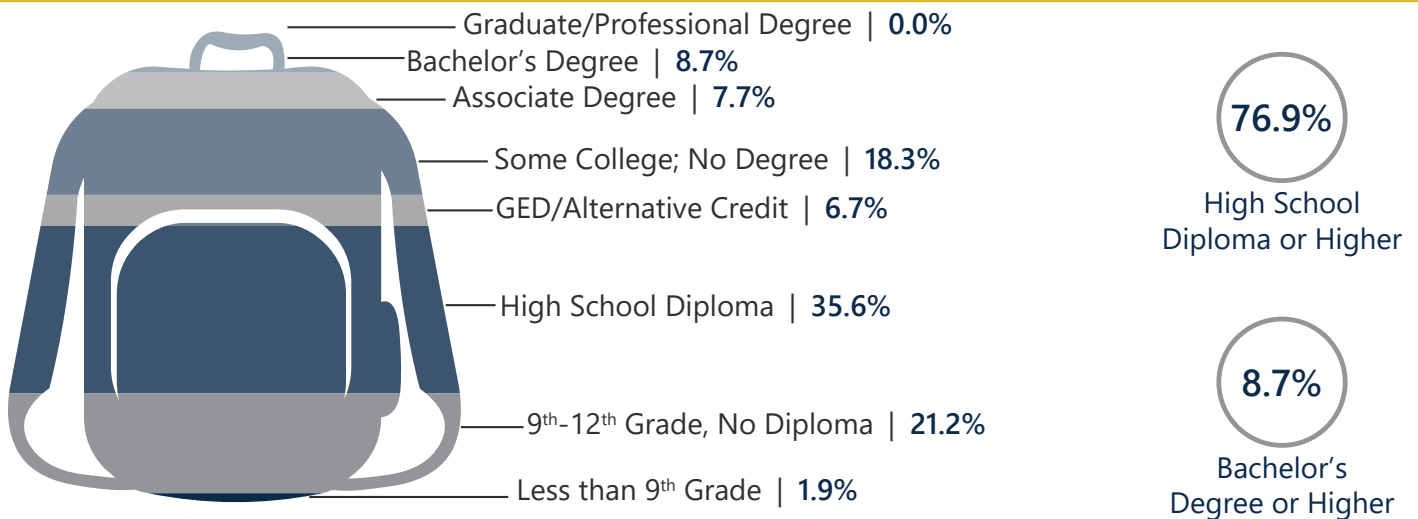
Gross Retail Sales By Fiscal Year



2020 Income



2020 Educational Attainment, Age 25+



Oconee Economic Alliance
 Annie Caggiano, *Executive Director*
 864.638.4210
www.oconeealliance.org



Appalachian Council of Governments
 30 Century Circle, Greenville, SC 29607
 864.242.9733
www.scacog.org

Town of Salem
 5A Park Avenue, Salem, SC 29676
 864.944.2819
www.salemsc.us