



Town of Reidville

Total Population

	2010	2020	2025	Growth Rate ¹
Reidville	601	1,144	1,290	2.43%
Spartanburg County	284,307	332,410	356,350	1.40%
Upstate SC	1,362,073	1,534,241	1,622,166	1.12%
South Carolina	4,625,364	5,282,232	5,629,430	1.28%

¹ Projected annual growth rate 2020-2025

Households & Families

	2010	2020	2025
Total Households	238	450	506
Total Families	167	346	387
Average HH Size	2.53	2.54	2.55

Population by Age

	2010	2020	2025
Under 5	6.7%	6.7%	6.8%
5 to 9	6.5%	7.2%	7.1%
10 to 14	7.7%	7.4%	7.6%
15 to 24	10.8%	11.6%	11.6%
25 to 34	14.0%	12.5%	13.3%
35 to 44	14.5%	12.8%	12.8%
45 to 54	15.0%	15.2%	13.2%
55 to 64	13.2%	12.9%	12.3%
65+	11.9%	13.8%	15.4%



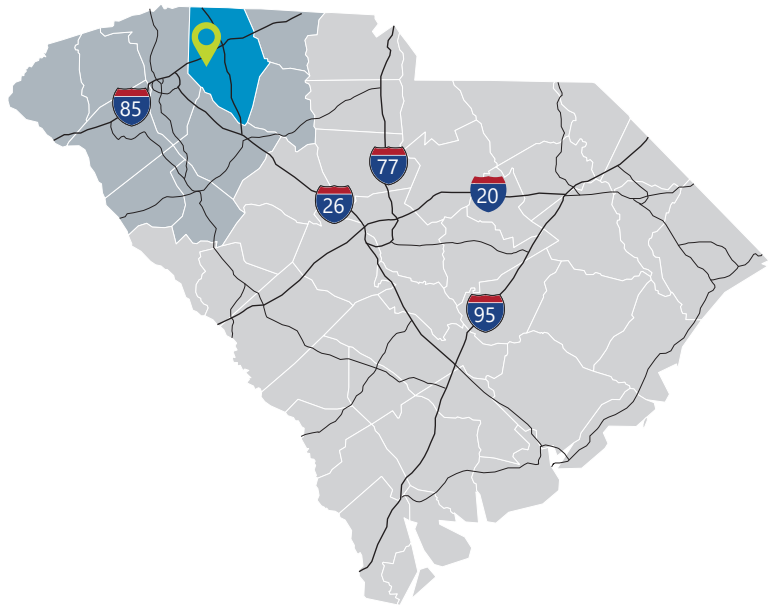
Under 18



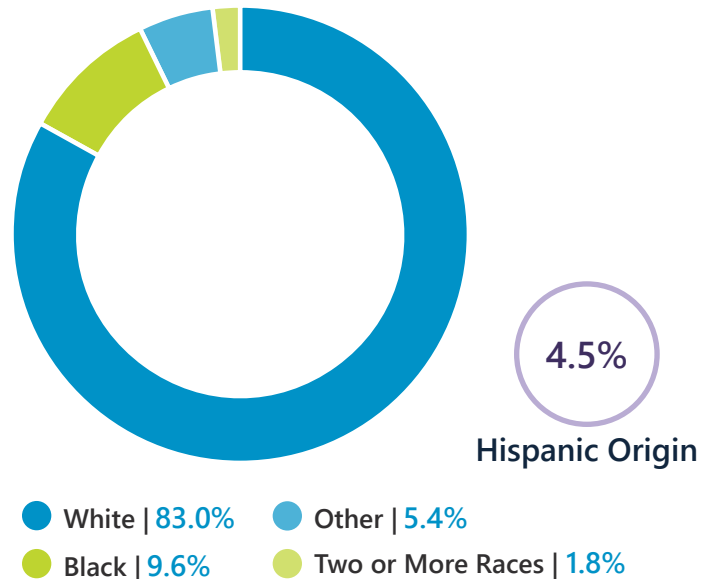
Prime Working Age



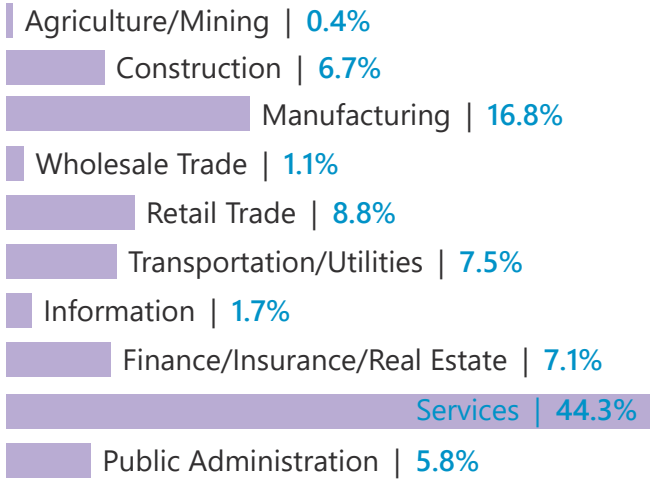
Median Age



2020 Population By Race & Ethnicity

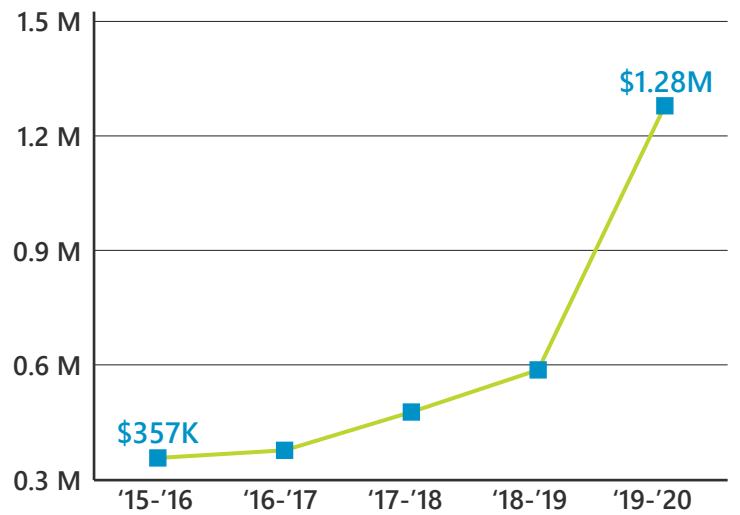


2020 Employment by Industry

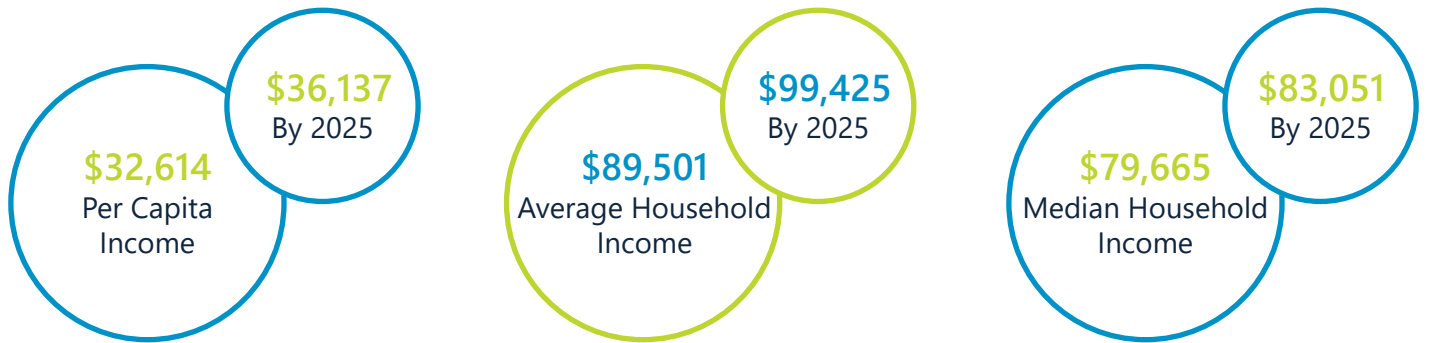


Employed Population, Age 16+ | 540 people or 91.8%


Gross Retail Sales By Fiscal Year



2020 Income



2020 Educational Attainment, Age 25+



ONESPARTANBURG INC.
BUSINESS ECONOMY TOURISM

OneSpartanbug, Inc.

Katherine O'Neil, Chief Economic Development Officer
864.594.5000
www.onespartanburginc.com



APPALACHIAN
COUNCIL OF GOVERNMENTS

Appalachian Council of Governments
30 Century Circle, Greenville, SC 29607
864.242.9733
www.scacog.org

Town of Reidville
7304 Reidville Road, Reidville, SC 29375
864.486.9614
www.townofreidville.org