

Town of Iva



Total Population

	2010	2020	2025	Growth Rate ¹
Iva	1,218	1,321	1,381	0.89%
Anderson County	187,126	208,587	219,541	1.03%
Upstate SC	1,362,073	1,534,241	1,622,166	1.12%
South Carolina	4,625,364	5,282,232	5,629,430	1.28%

¹ Projected annual growth rate 2020-2025

Households & Families

	2010	2020	2025
Total Households	464	496	518
Total Families	308	346	359
Average HH Size	2.50	2.62	2.63

Population by Age

	2010	2020	2025
Under 5	7.1%	6.1%	5.9%
5 to 9	5.9%	6.6%	6.1%
10 to 14	6.9%	6.5%	6.8%
15 to 24	13.4%	9.8%	10.4%
25 to 34	9.6%	12.9%	10.0%
35 to 44	10.6%	11.4%	12.6%
45 to 54	12.9%	12.6%	12.1%
55 to 64	11.0%	13.8%	13.7%
65+	22.5%	20.4%	22.6%



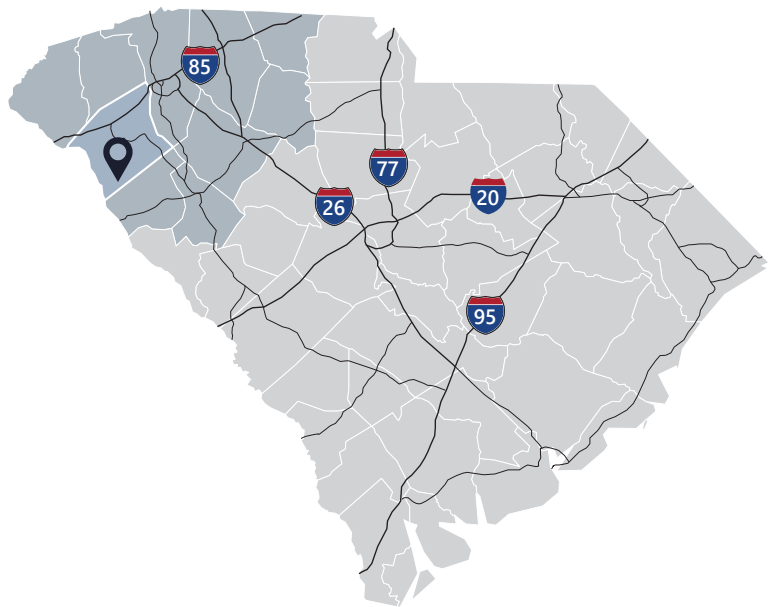
Under 18



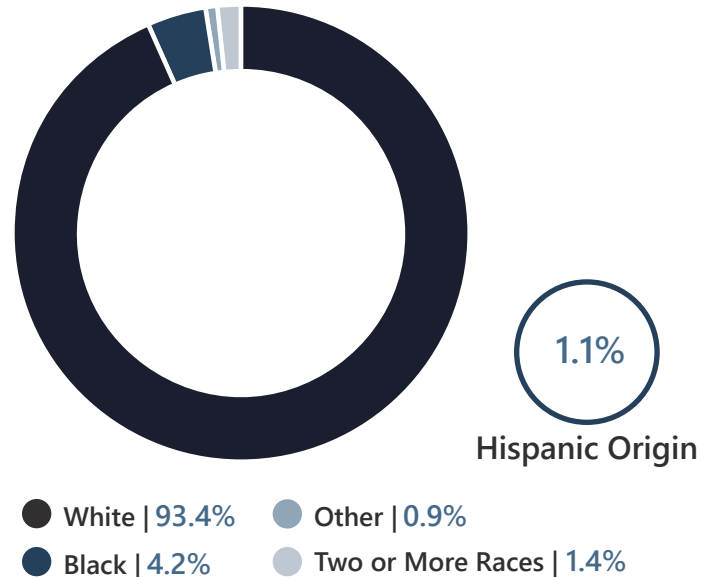
Prime Working Age



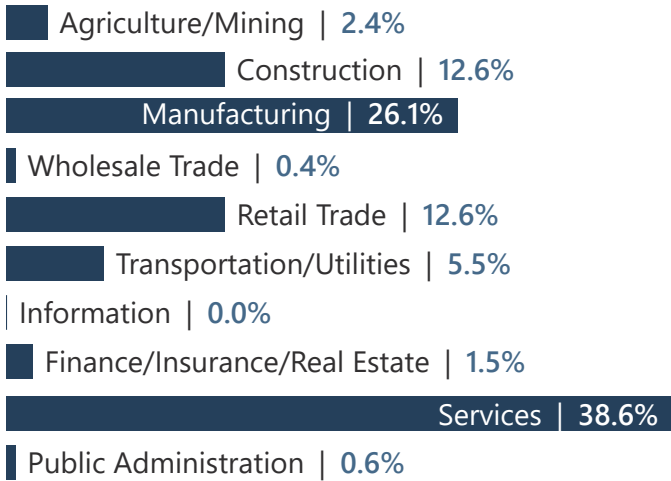
Median Age



2020 Population By Race & Ethnicity

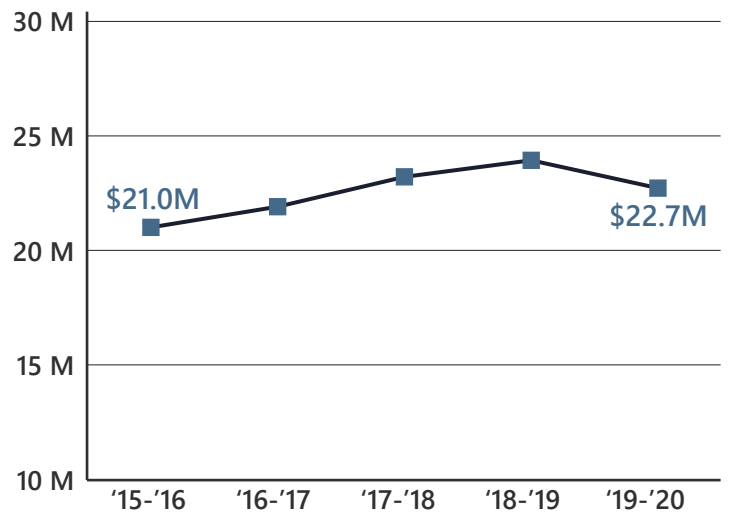


2020 Employment by Industry

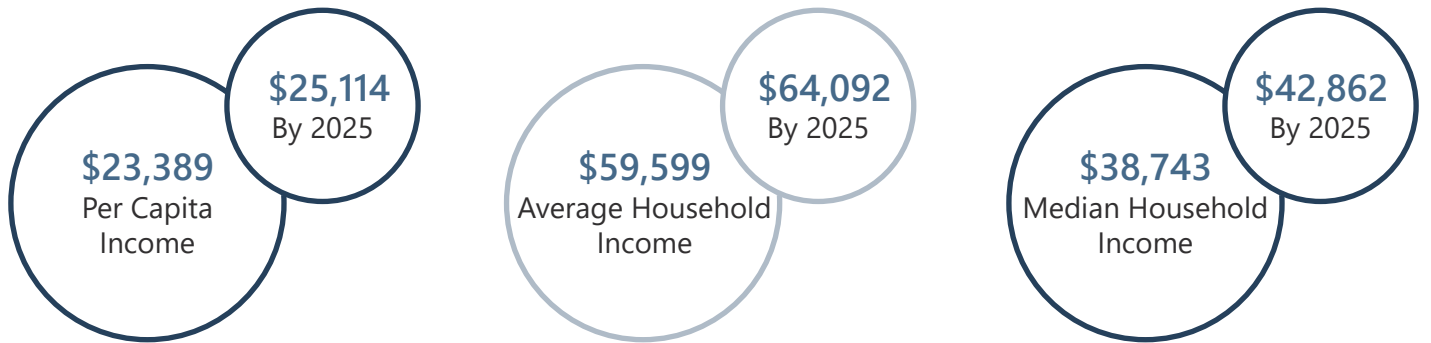


Employed Population, Age 16+ | 550 people or 91.5%


Gross Retail Sales By Fiscal Year



2020 Income



2020 Educational Attainment, Age 25+



Anderson County Economic Development
 Burriss Nelson, Economic Development Director
 864.260.4386
www.andersoncountysc.org/econ-dev



Appalachian Council of Governments
 30 Century Circle, Greenville, SC 29607
 864.242.9733
www.scacog.org



Town of Iva
 204 East Jackson Street, Iva, SC 29655
 864.348.6193
www.townofiva.org