Town of Inman

Total Population

	2010	2020	2025	Growth Rate[1]
Inman	2,321	3,021	3,275	1.63%
Spartanburg County	284,307	332,410	356,350	1.40%
Upstate SC	1,362,073	1,534,241	1,622,166	1.12%
South Carolina	4,625,364	5,282,232	5,629,430	1.28%

[1] Projected annual growth rate 2020-2025

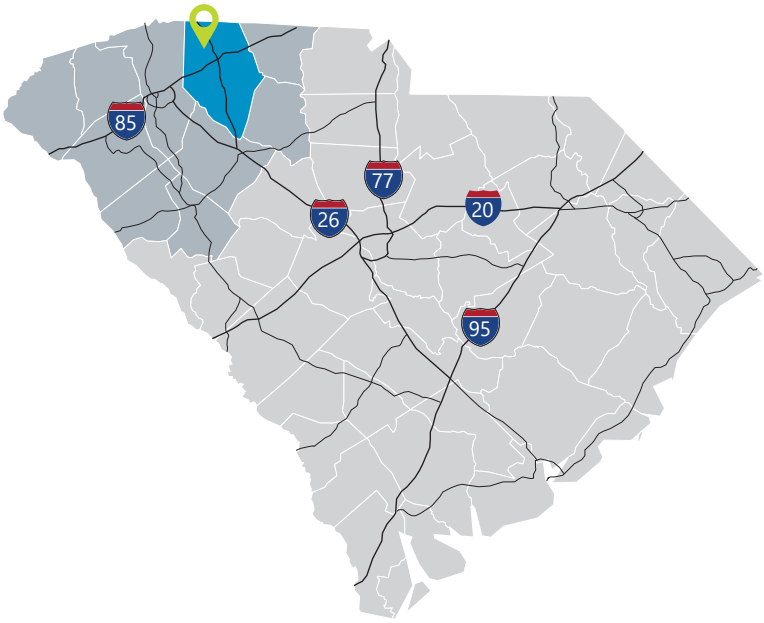

Households & Families

	2010	2020	2025
Total Households	989	1,276	1,386
Total Families	578	841	907
Average HH Size	2.26	2.28	2.28

Population by Age

	2010	2020	2025
Under 5	7.5%	5.9%	5.7%
5 to 9	6.2%	6.0%	5.9%
10 to 14	5.9%	6.2%	6.2%
15 to 24	14.0%	10.3%	10.6%
25 to 34	12.1%	12.8%	10.8%
35 to 44	11.1%	11.6%	12.2%
45 to 54	12.5%	12.2%	11.7%
55 to 64	10.9%	13.8%	13.5%
65+	19.8%	21.3%	23.3%

21.2%
Under 18

36.6%
Prime Working Age

42.5
Median Age

2020 Population By Race & Ethnicity

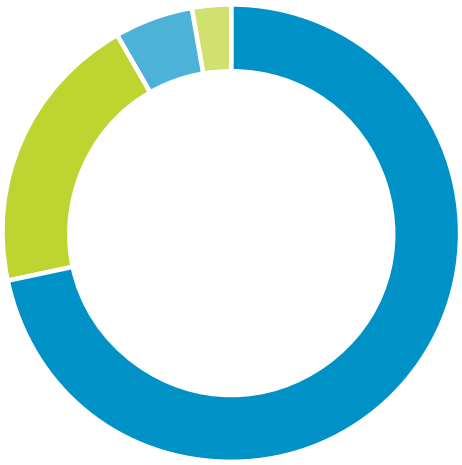

3.7%
Hispanic Origin

White | 71.9%
Black | 20.0%
Other | 5.4%
Two or More Races | 2.7%

2020 Employment by Industry

- Agriculture/Mining | 0.3%
- Construction | 11.3%
- Manufacturing | 19.4%
- Wholesale Trade | 4.8%
- Retail Trade | 9.9%
- Transportation/Utilities | 6.3%
- Information | 0.3%
- Finance/Insurance/Real Estate | 3.1%
- Services | 38.8%
- Public Administration | 5.9%

Employed Population, Age 16+ | 1,240 people or 91.3%

Gross Retail Sales By Fiscal Year

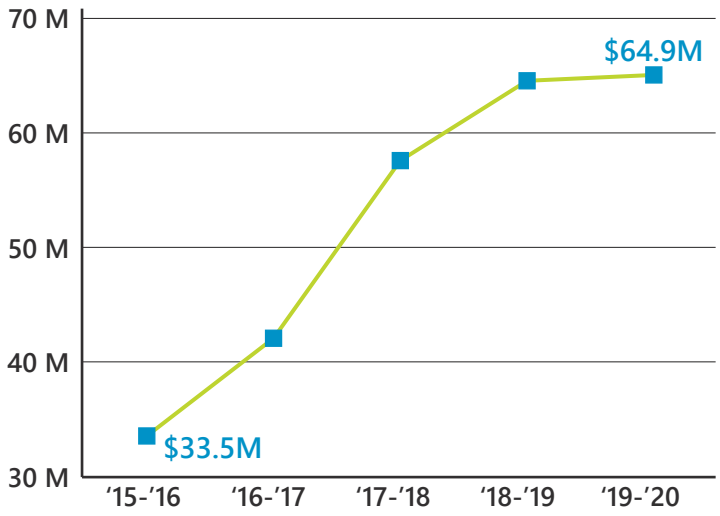

2020 Income

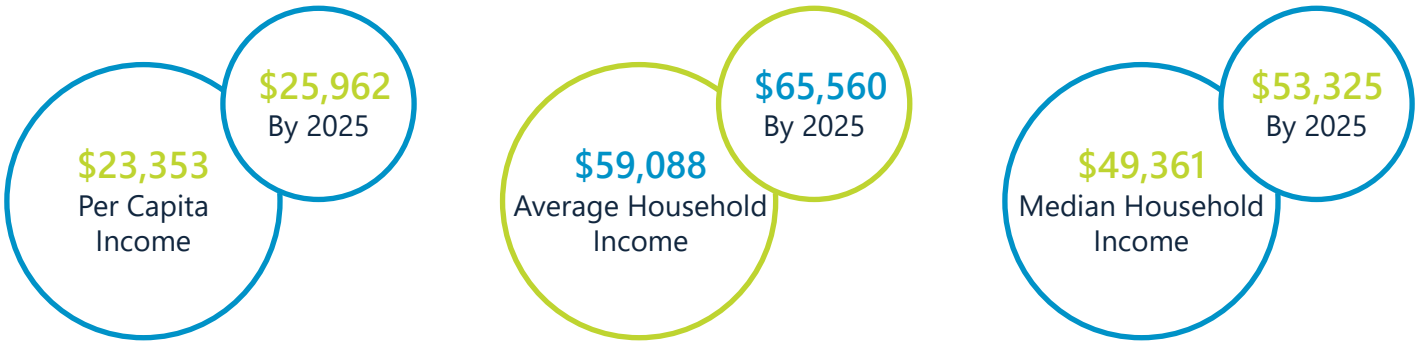

2020 Educational Attainment, Age 25+



- Graduate/Professional Degree | 7.7%
- Bachelor's Degree | 11.4%
- Associate Degree | 13.5%
- Some College; No Degree | 21.6%
- GED/Alternative Credit | 4.4%
- High School Diploma | 23.5%
- 9th-12th Grade, No Diploma | 10.9%
- Less than 9th Grade | 7.1%

82.0%
High School Diploma or Higher

19.1%
Bachelor's Degree or Higher

OneSpartanbug, Inc.
Katherine O'Neil, *Chief Economic Development Officer*
864.594.5000
www.onespartanburginc.com

Appalachian Council of Governments
30 Century Circle, Greenville, SC 29607
864.242.9733
www.scacog.org

Town of Inman
20 S. Main Street, Inman, SC 29349
864.472.6200
www.cityofinman.org

Sources: ESRI Business Analyst (2020 and 2025 Estimates); US Census Bureau (2010 Census Data), & SC Department of Revenue and Taxation (Fiscal Year Retail Sales)