



Town of Cowpens

Total Population

	2010	2020	2025	Growth Rate ¹
Cowpens	2,162	2,169	2,185	0.15%
Spartanburg County	284,307	332,410	356,350	1.40%
Upstate SC	1,362,073	1,534,241	1,622,166	1.12%
South Carolina	4,625,364	5,282,232	5,629,430	1.28%

¹ Projected annual growth rate 2020-2025

Households & Families

	2010	2020	2025
Total Households	868	871	877
Total Families	584	583	583
Average HH Size	2.44	2.45	2.45

Population by Age

	2010	2020	2025
Under 5	6.6%	6.0%	5.8%
5 to 9	6.8%	6.6%	6.0%
10 to 14	7.6%	6.3%	6.7%
15 to 24	12.7%	10.7%	10.6%
25 to 34	11.9%	13.5%	11.3%
35 to 44	13.4%	11.3%	12.7%
45 to 54	13.5%	14.9%	12.5%
55 to 64	12.1%	13.1%	14.4%
65+	15.6%	17.8%	20.1%



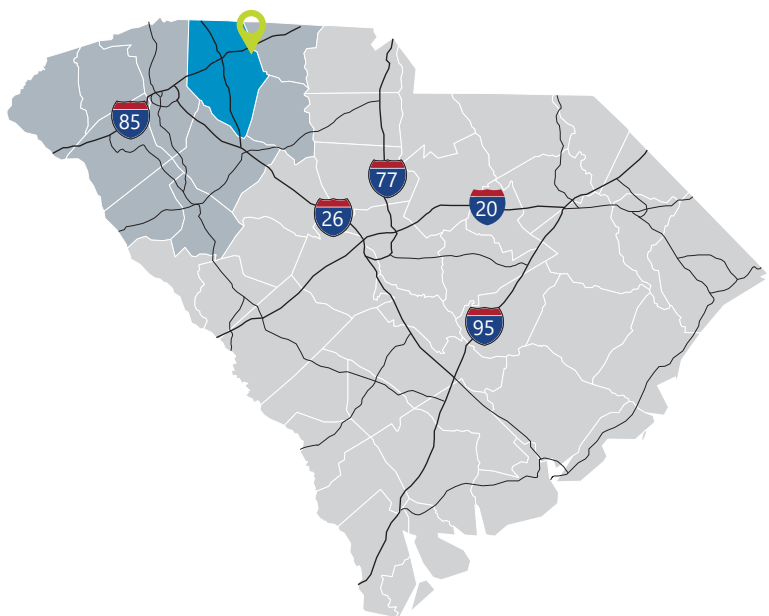
Under 18



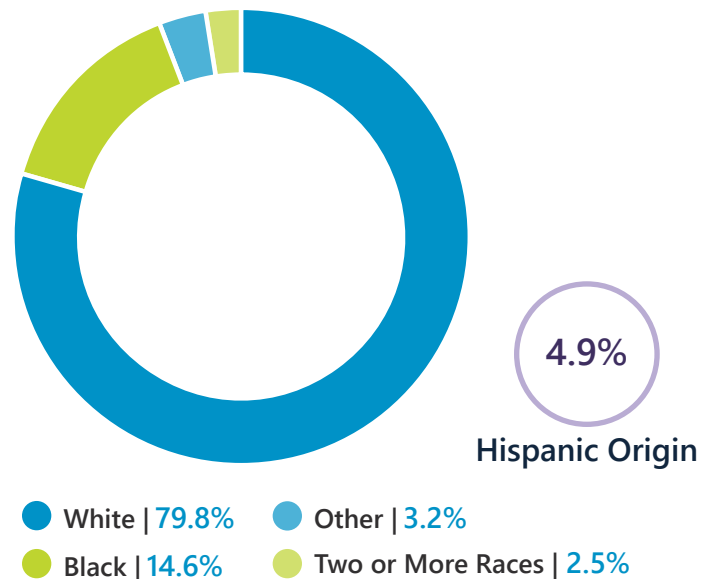
Prime Working Age



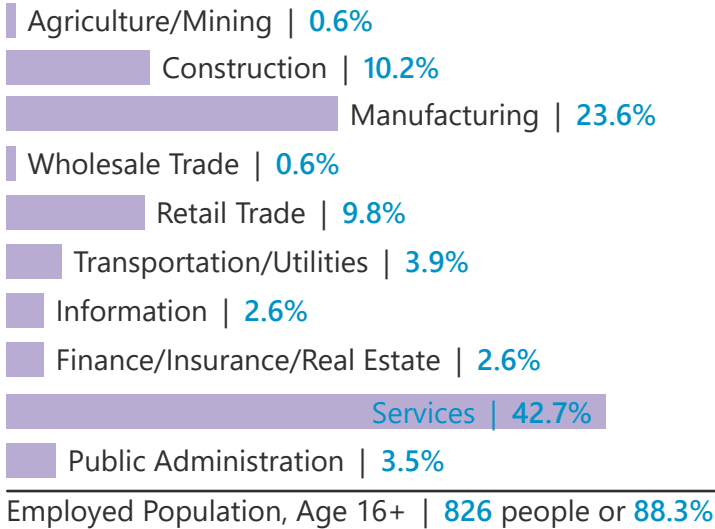
Median Age



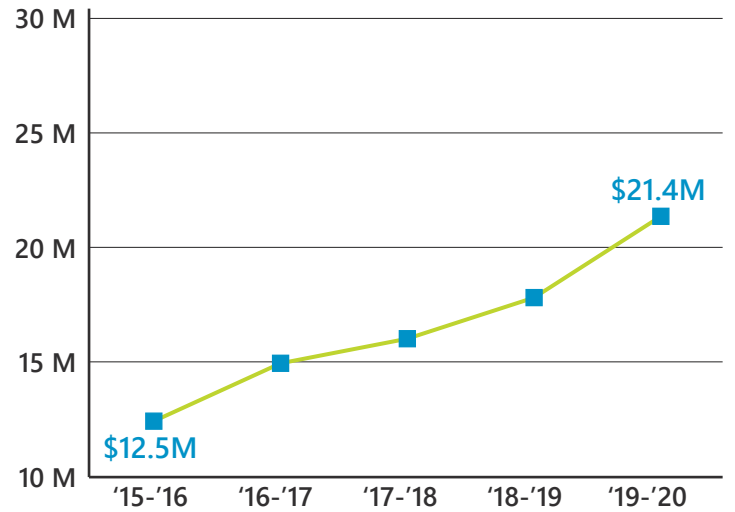
2020 Population By Race & Ethnicity



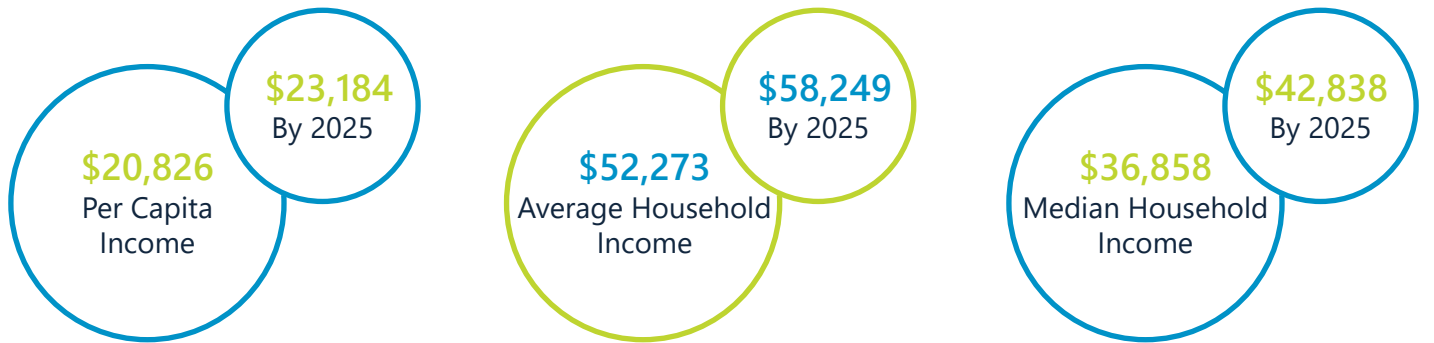
2020 Employment by Industry




Gross Retail Sales By Fiscal Year



2020 Income



2020 Educational Attainment, Age 25+



ONESPARTANBURG INC.
BUSINESS ECONOMY TOURISM

OneSpartanbug, Inc.

Katherine O'Neil, Chief Economic Development Officer
864.594.5000
www.onespartanburginc.com



APPALACHIAN
COUNCIL OF GOVERNMENTS

Appalachian Council of Governments
30 Century Circle, Greenville, SC 29607
864.242.9733
www.scacog.org

COWPENS, SC

Town of Cowpens

5330 N. Main Street, Cowpens, SC 29330
864.463.3201
www.townofcowpens.com