



Town of Campobello

Total Population

	2010	2020	2025	Growth Rate ¹
Campobello	502	655	676	0.63%
Spartanburg County	284,307	332,410	356,350	1.40%
Upstate SC	1,362,073	1,534,241	1,622,166	1.12%
South Carolina	4,625,364	5,282,232	5,629,430	1.28%

¹ Projected annual growth rate 2020-2025

Households & Families

	2010	2020	2025
Total Households	199	262	270
Total Families	151	187	192
Average HH Size	2.52	2.5	2.5

Population by Age

	2010	2020	2025
Under 5	6.4%	5.3%	5.3%
5 to 9	5.8%	6.1%	5.6%
10 to 14	4.4%	6.1%	6.7%
15 to 24	10.8%	9.4%	9.9%
25 to 34	10.2%	12.6%	10.5%
35 to 44	11.4%	10.5%	11.9%
45 to 54	19.0%	13.9%	11.8%
55 to 64	15.6%	16.0%	15.6%
65+	16.8%	20.0%	22.9%



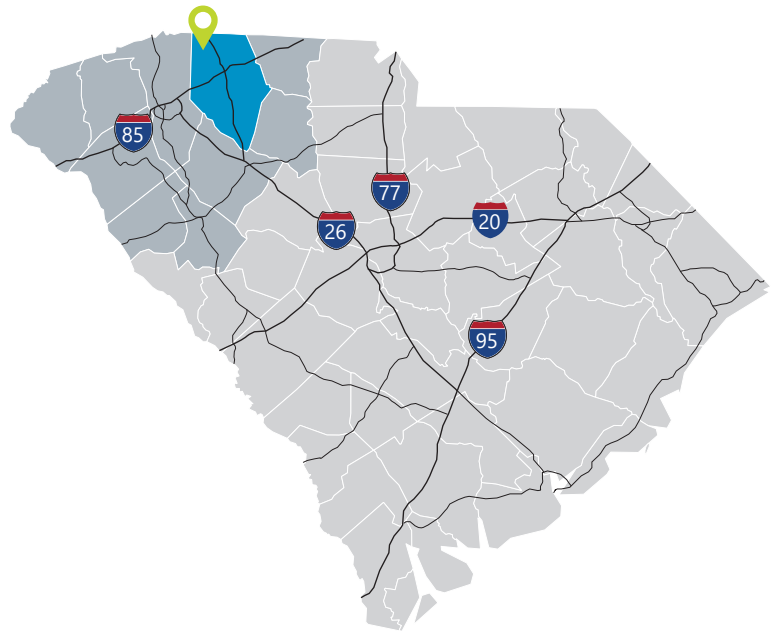
Under 18



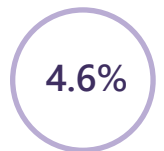
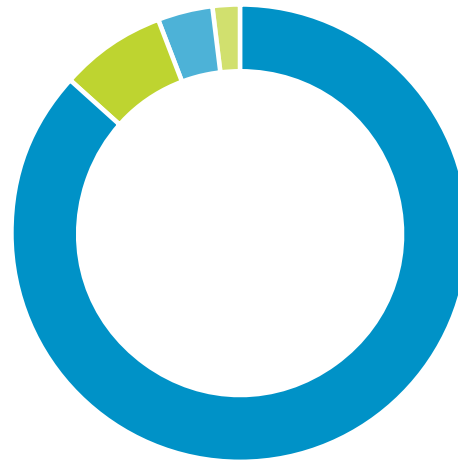
Prime Working Age



Median Age



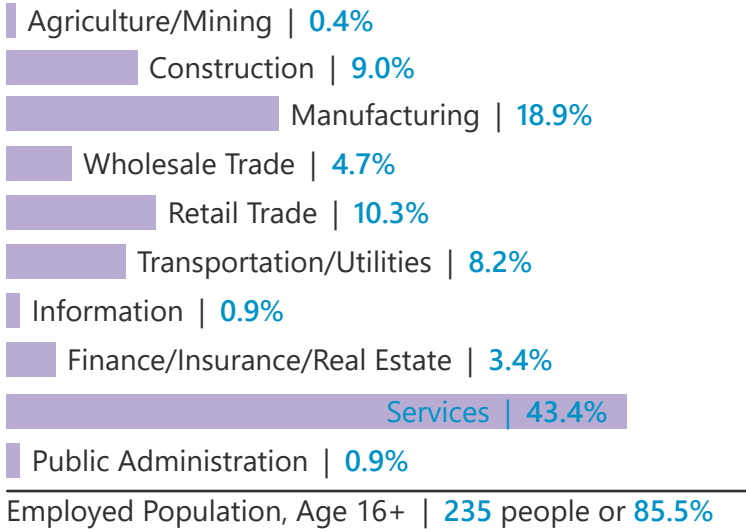
2020 Population By Race & Ethnicity



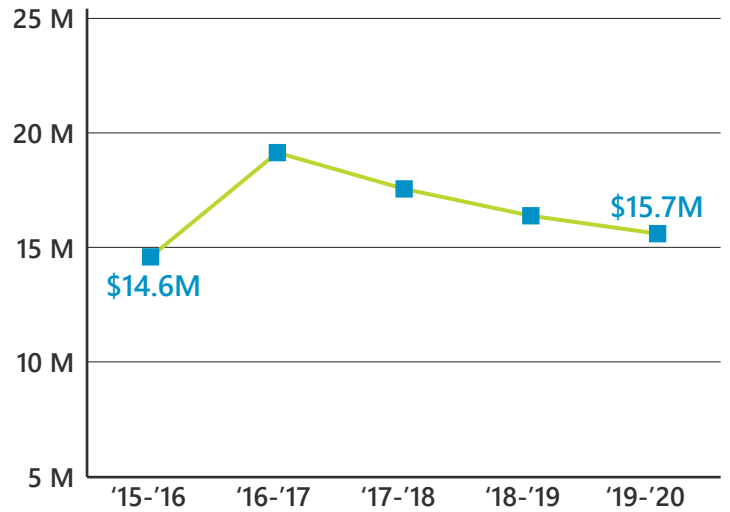
Hispanic Origin

- White | 86.6%
- Black | 7.6%
- Other | 3.8%
- Two or More Races | 1.8%

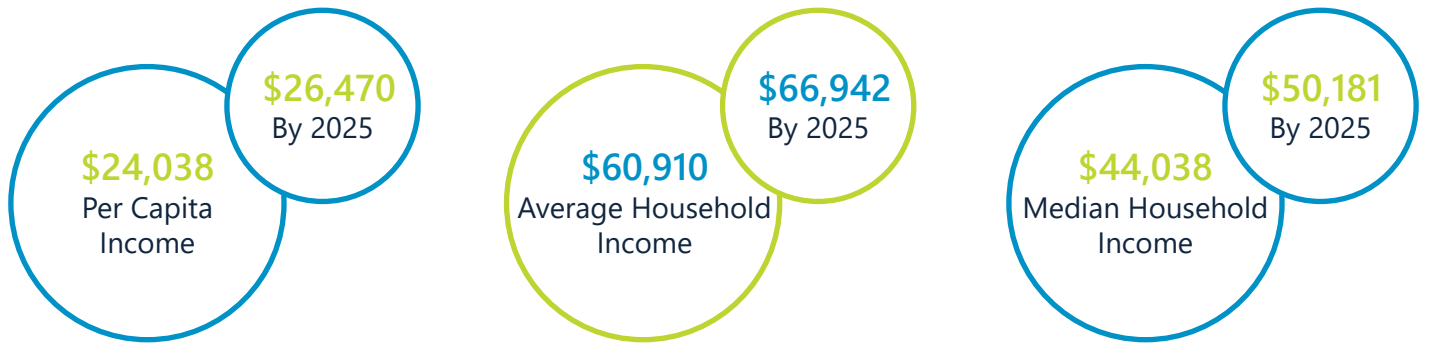
2020 Employment by Industry




Gross Retail Sales By Fiscal Year



2020 Income



2020 Educational Attainment, Age 25+



ONESPARTANBURG INC.
BUSINESS ECONOMY TOURISM

OneSpartanbug, Inc.

Katherine O'Neil, Chief Economic Development Officer
864.594.5000
www.onespartanburginc.com



Appalachian Council of Governments

30 Century Circle, Greenville, SC 29607
864.242.9733
www.scacog.org



Town of Campobello

208 N. Main Street, Campobello, SC 29322
864.468.4545
www.townofcampobello.org