

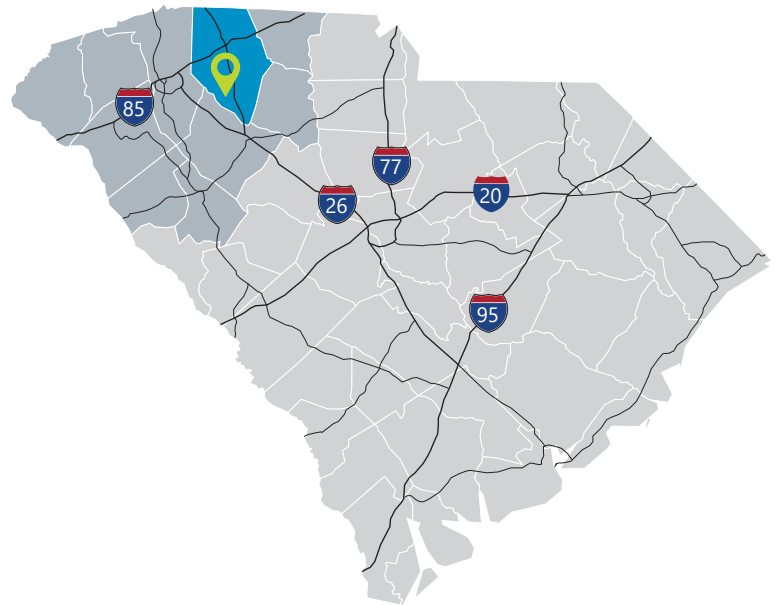


City of Woodruff

Total Population

| | 2010 | 2020 | 2025 | Growth Rate ¹ |
|--------------------|-----------|-----------|-----------|--------------------------|
| Woodruff | 4,090 | 4,538 | 4,778 | 1.04% |
| Spartanburg County | 284,307 | 332,410 | 356,350 | 1.40% |
| Upstate SC | 1,362,073 | 1,534,241 | 1,622,166 | 1.12% |
| South Carolina | 4,625,364 | 5,282,232 | 5,629,430 | 1.28% |

¹ Projected annual growth rate 2020-2025



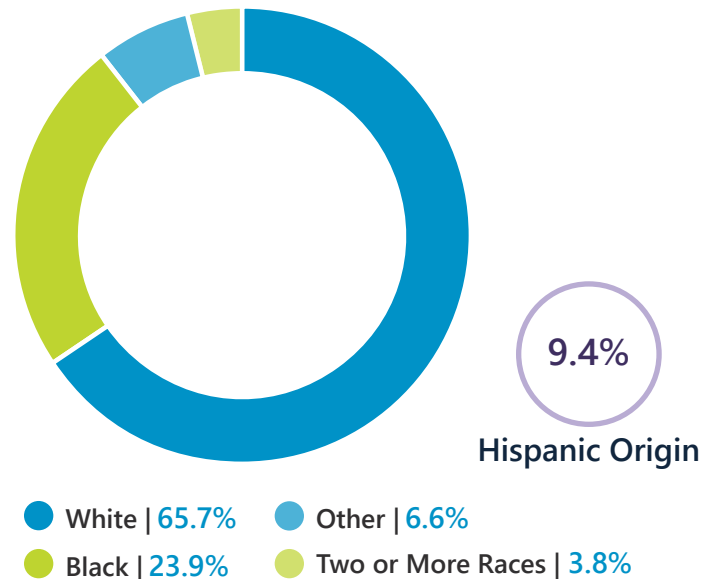
Households & Families

| | 2010 | 2020 | 2025 |
|------------------|-------|-------|-------|
| Total Households | 1,550 | 1,712 | 1,801 |
| Total Families | 993 | 1,075 | 1,122 |
| Average HH Size | 2.51 | 2.56 | 2.57 |

Population by Age

| | 2010 | 2020 | 2025 |
|----------|-------|-------|-------|
| Under 5 | 7.8% | 7.0% | 6.8% |
| 5 to 9 | 6.6% | 7.0% | 6.8% |
| 10 to 14 | 6.6% | 6.7% | 6.9% |
| 15 to 24 | 14.0% | 11.5% | 11.4% |
| 25 to 34 | 11.5% | 12.5% | 11.3% |
| 35 to 44 | 12.3% | 11.6% | 11.9% |
| 45 to 54 | 12.8% | 12.5% | 11.7% |
| 55 to 64 | 11.5% | 13.0% | 13.1% |
| 65+ | 16.8% | 18.3% | 20.1% |

2020 Population By Race & Ethnicity



24.3%

Under 18

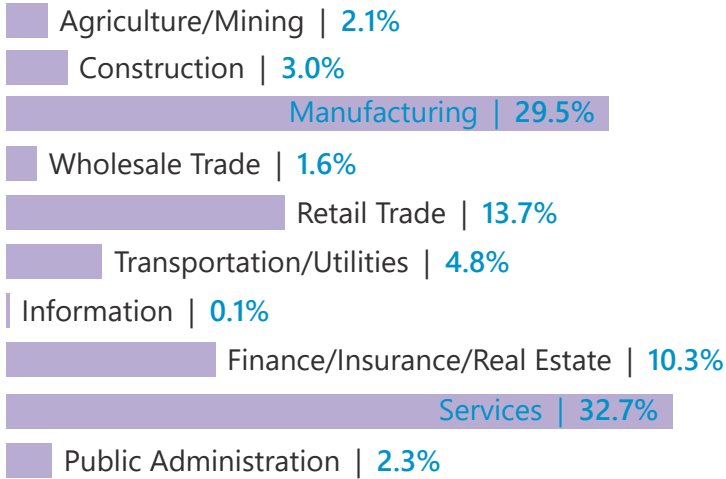
36.5%

Prime Working Age

39.3

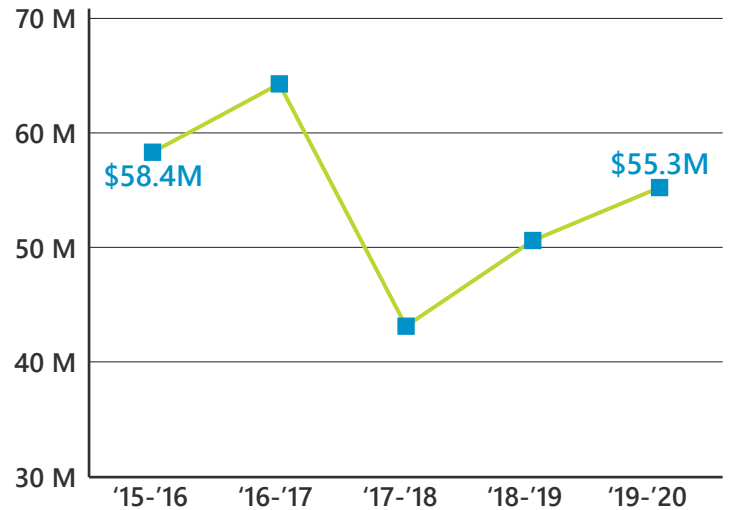
Median Age

2020 Employment by Industry

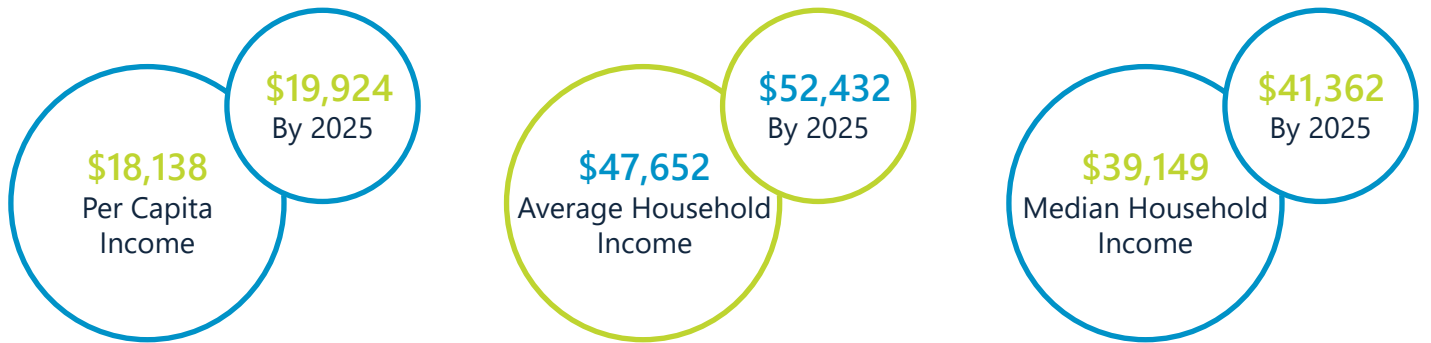


Employed Population, Age 16+ | 1,408 people or 86.1%


Gross Retail Sales By Fiscal Year



2020 Income



2020 Educational Attainment, Age 25+



ONESPARTANBURG INC.
BUSINESS ECONOMY TOURISM

OneSpartanbug, Inc.

Katherine O'Neil, Chief Economic Development Officer
864.594.5000
www.onespartanburginc.com



APPALACHIAN
COUNCIL OF GOVERNMENTS

Appalachian Council of Governments
30 Century Circle, Greenville, SC 29607
864.242.9733
www.scacog.org



The City of
Woodruff

City of Woodruff

231 E. Hayne Street, Woodruff, SC 29388
864.476.8154
www.cityofwoodruff.com