

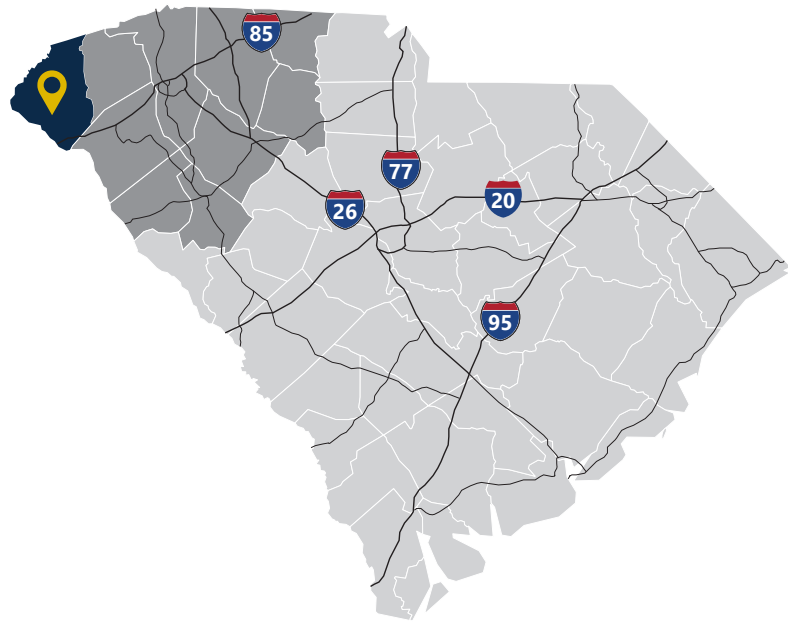


City of Westminster

Total Population

	2010	2020	2025	Growth Rate ¹
Westminster	2,418	2,523	2,591	0.53%
Oconee County	74,273	81,353	85,079	0.90%
Upstate SC	1,362,073	1,534,241	1,622,166	1.12%
South Carolina	4,625,364	5,282,232	5,629,430	1.28%

¹ Projected annual growth rate 2020-2025



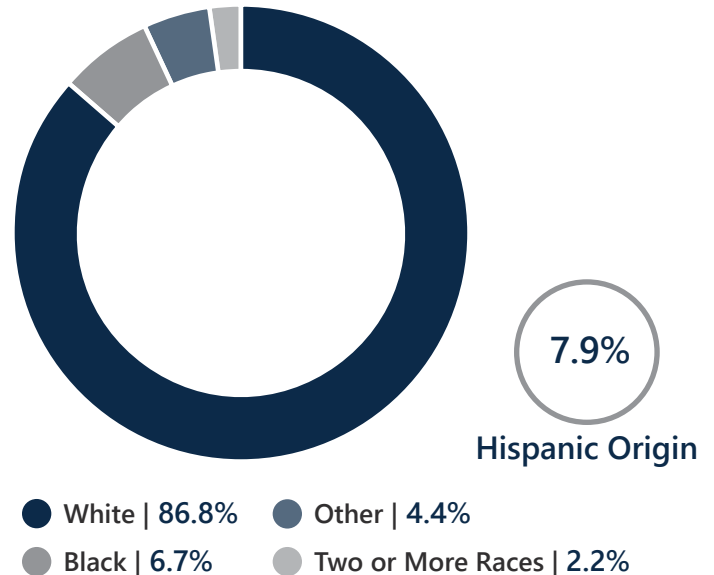
Households & Families

	2010	2020	2025
Total Households	1,035	1,081	1,111
Total Families	641	725	742
Average HH Size	2.34	2.33	2.33

Population by Age

	2010	2020	2025
Under 5	6.2%	5.9%	5.8%
5 to 9	6.1%	6.2%	6.0%
10 to 14	7.4%	6.1%	6.4%
15 to 24	11.9%	10.1%	9.8%
25 to 34	10.3%	12.0%	10.8%
35 to 44	12.8%	11.5%	12.0%
45 to 54	13.5%	13.7%	11.7%
55 to 64	12.7%	14.2%	14.4%
65+	19.2%	20.4%	23.2%


2020 Population By Race & Ethnicity



Under 18

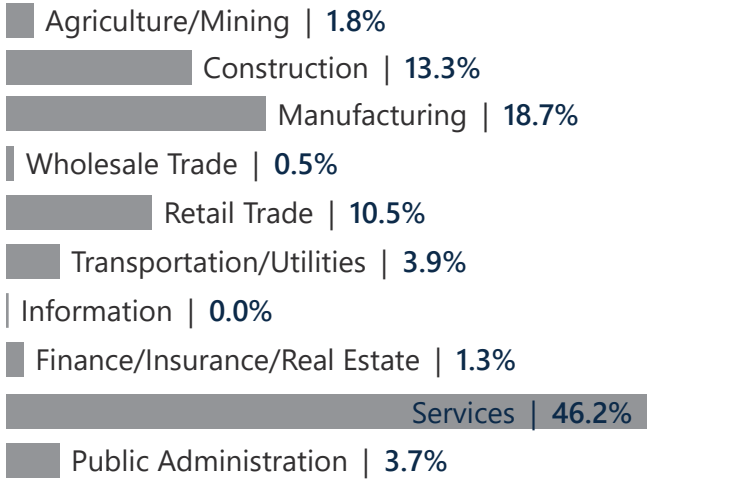


Prime Working Age



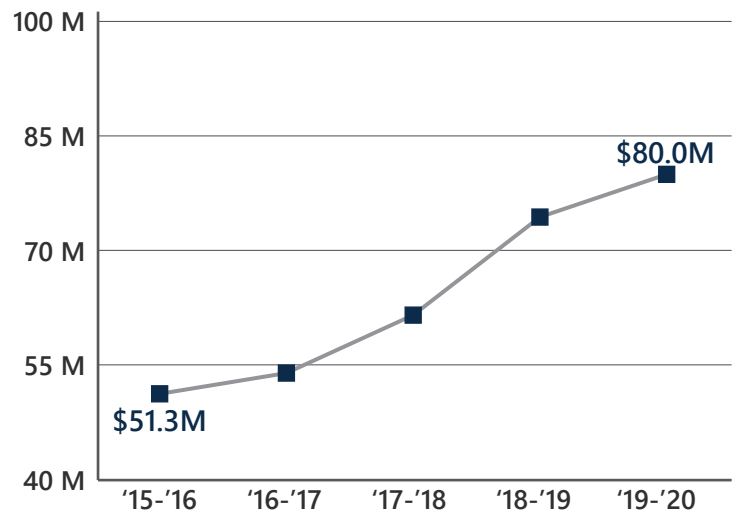
Median Age

2020 Employment by Industry

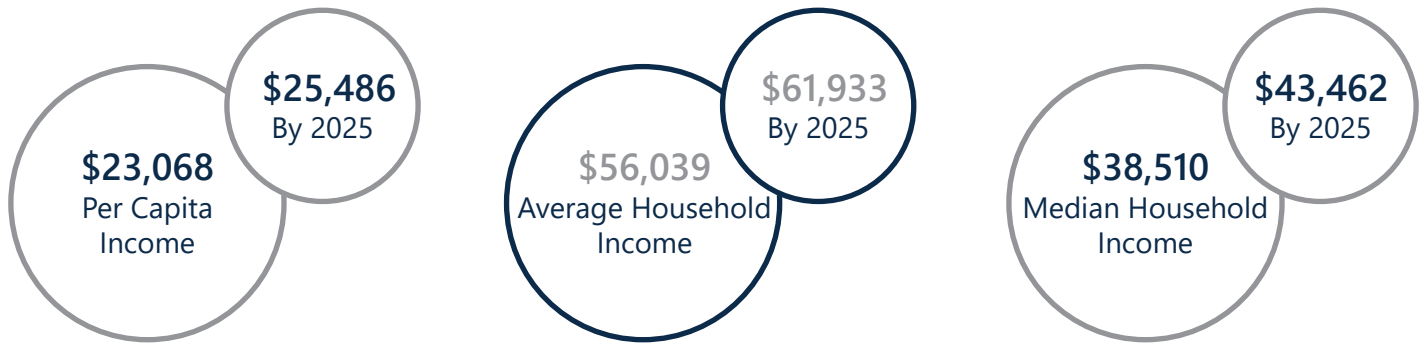


Employed Population, Age 16+ | 1,121 people or 85.8%


Gross Retail Sales By Fiscal Year



2020 Income



2020 Educational Attainment, Age 25+



OCONEE COUNTY, SOUTH CAROLINA, USA

Oconee Economic Alliance
Annie Caggiano, Executive Director
864.638.4210
www.oconeealliance.org



Appalachian Council of Governments
30 Century Circle, Greenville, SC 29607
864.242.9733
www.scacog.org



City of Westminster
100 E. Windsor Street, Westminster, SC 29693
864.647.3200
www.westminstersc.org