

City of Walhalla



Total Population

	2010	2020	2025	Growth Rate ¹
Walhalla	4,263	4,404	4,506	0.46%
Oconee County	74,273	81,353	85,079	0.90%
Upstate SC	1,362,073	1,534,241	1,622,166	1.12%
South Carolina	4,625,364	5,282,232	5,629,430	1.28%

¹ Projected annual growth rate 2020-2025

Households & Families

	2010	2020	2025
Total Households	1,625	1,670	1,707
Total Families	1,072	1,098	1,116
Average HH Size	2.52	2.59	2.59

Population by Age


	2010	2020	2025
Under 5	9.1%	7.2%	7.0%
5 to 9	7.0%	7.4%	7.1%
10 to 14	7.4%	7.1%	7.4%
15 to 24	14.1%	11.6%	12.0%
25 to 34	12.8%	13.7%	12.3%
35 to 44	13.5%	11.4%	11.9%
45 to 54	12.9%	12.9%	11.8%
55 to 64	8.8%	12.2%	12.0%
65+	14.4%	16.7%	18.5%



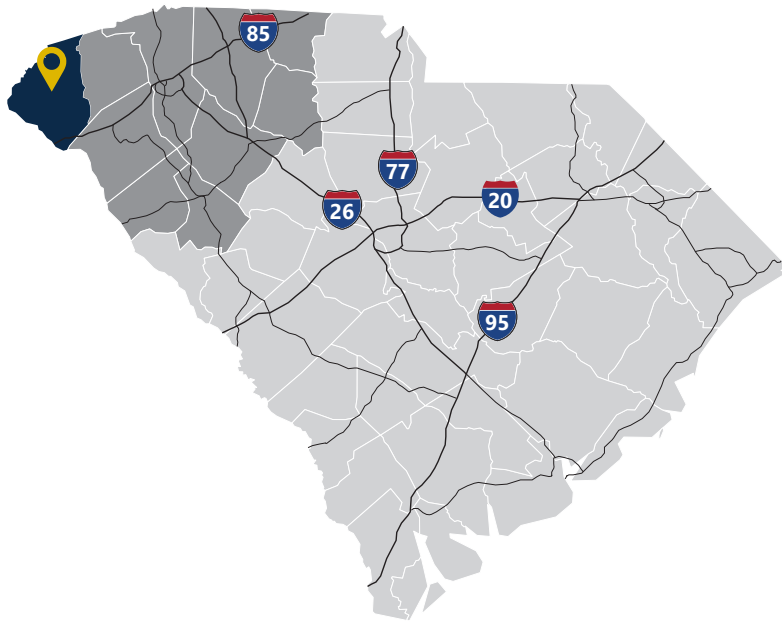
Under 18



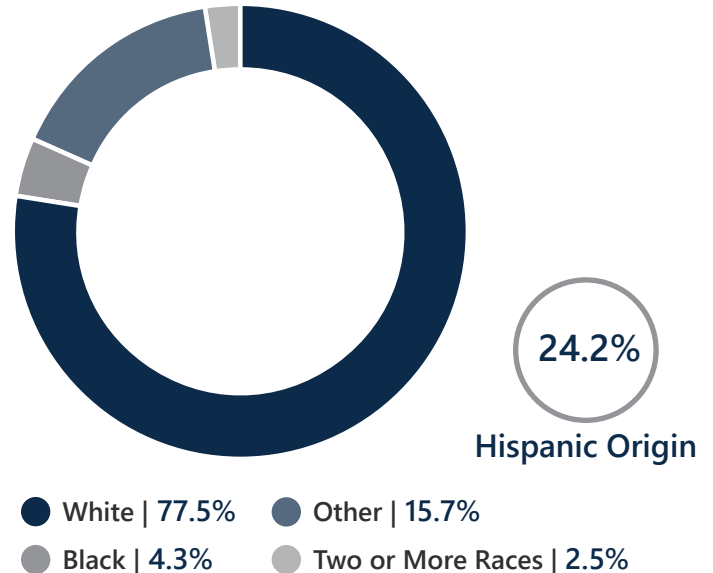
Prime Working Age



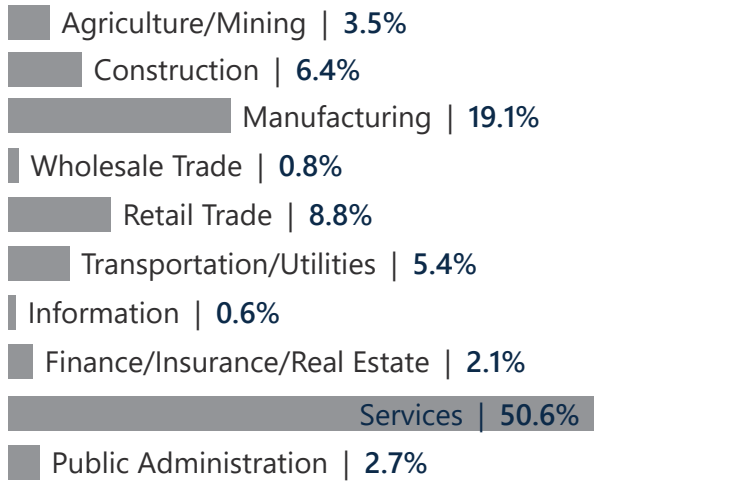
Median Age



2020 Population By Race & Ethnicity

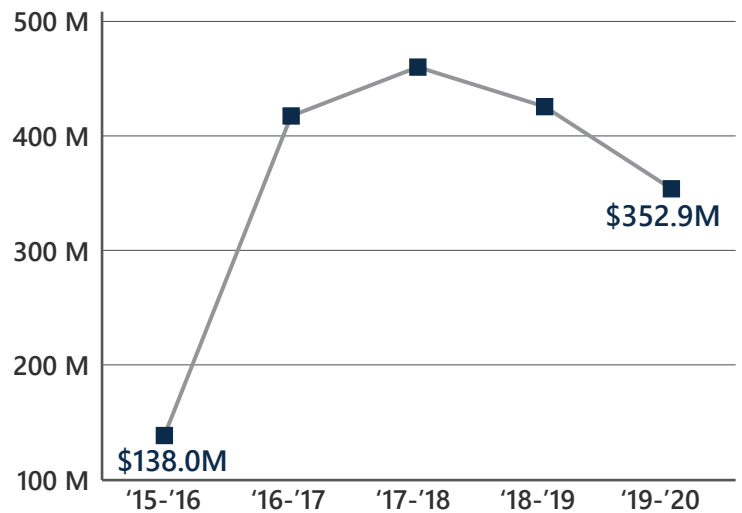


2020 Employment by Industry

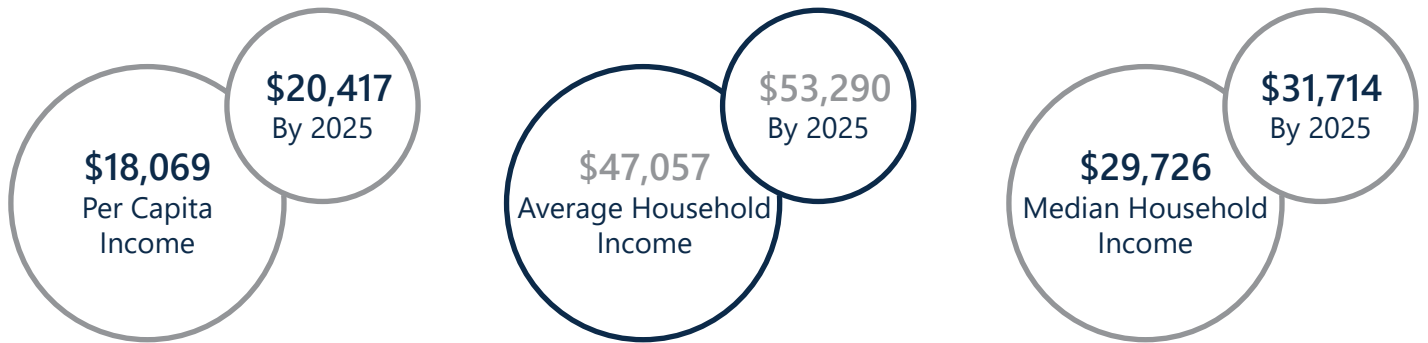


Employed Population, Age 16+ | 1,566 people or 84.5%


Gross Retail Sales By Fiscal Year



2020 Income



2020 Educational Attainment, Age 25+



OCONEE COUNTY, SOUTH CAROLINA, USA

Oconee Economic Alliance
Annie Caggiano, Executive Director
864.638.4210
www.oconeealliance.org



Appalachian Council of Governments
30 Century Circle, Greenville, SC 29607
864.242.9733
www.scacog.org



City of Walhalla
206 N. Church Street, Walhalla, SC 29691
864.638.4343
www.cityofwalhalla.com