

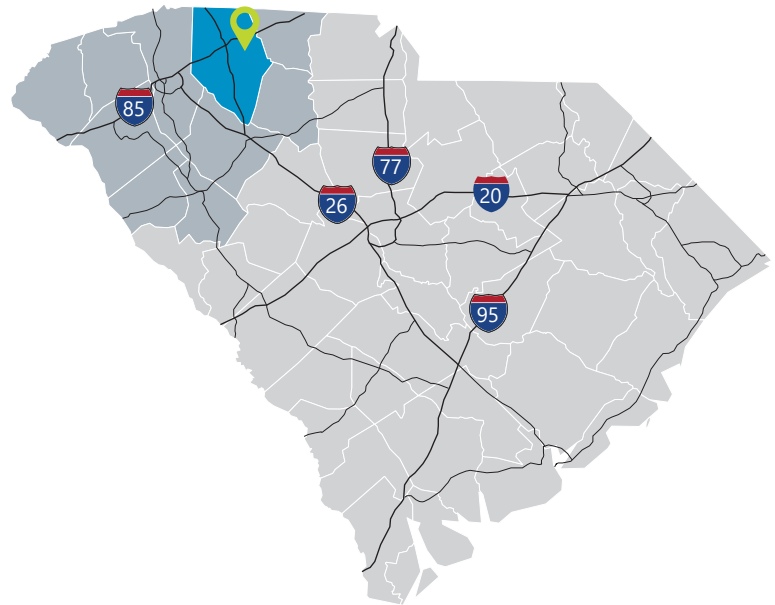


City of Spartanburg

Total Population

	2010	2020	2025	Growth Rate ¹
City of Spartanburg	37,013	40,758	43,074	1.11%
Spartanburg County	284,307	332,410	356,350	1.40%
Upstate SC	1,362,073	1,534,241	1,622,166	1.12%
South Carolina	4,625,364	5,282,232	5,629,430	1.28%

¹ Projected annual growth rate 2020-2025



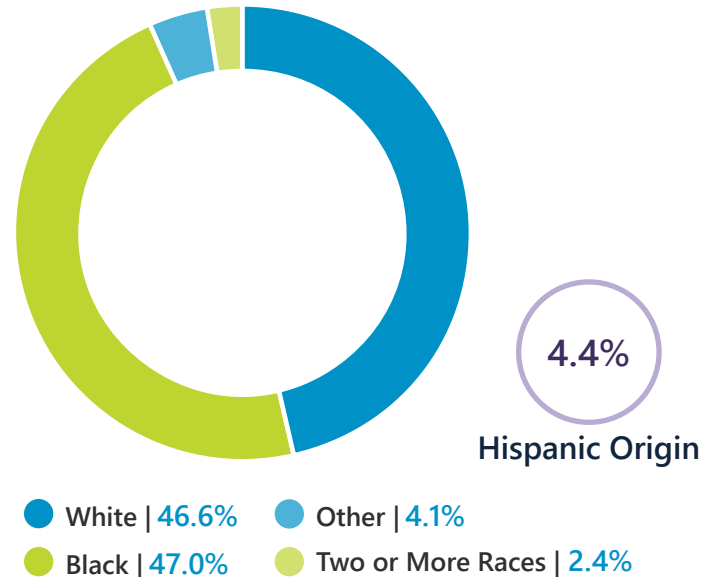
Households & Families

	2010	2020	2025
Total Households	15,184	16,768	17,828
Total Families	8,909	9,537	10,034
Average HH Size	2.27	2.26	2.26

Population by Age

	2010	2020	2025
Under 5	7.6%	6.6%	6.5%
5 to 9	6.3%	6.3%	6.0%
10 to 14	5.7%	5.7%	5.8%
15 to 24	17.8%	15.5%	15.3%
25 to 34	12.0%	12.9%	12.3%
35 to 44	11.3%	10.7%	11.3%
45 to 54	13.0%	11.1%	10.5%
55 to 64	11.6%	12.8%	12.1%
65+	14.5%	18.5%	20.2%

2020 Population By Race & Ethnicity



Under 18

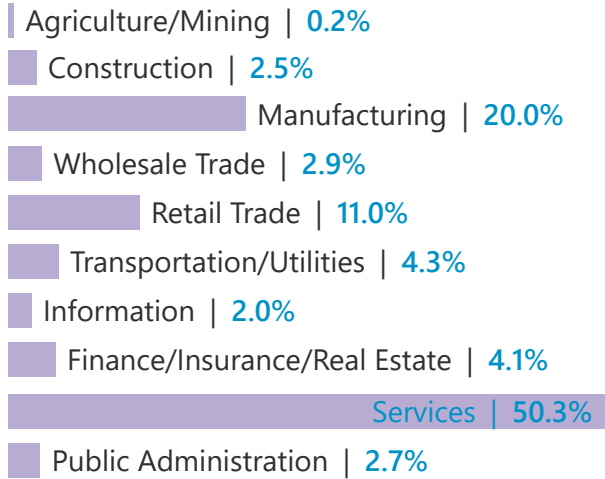


Prime Working Age



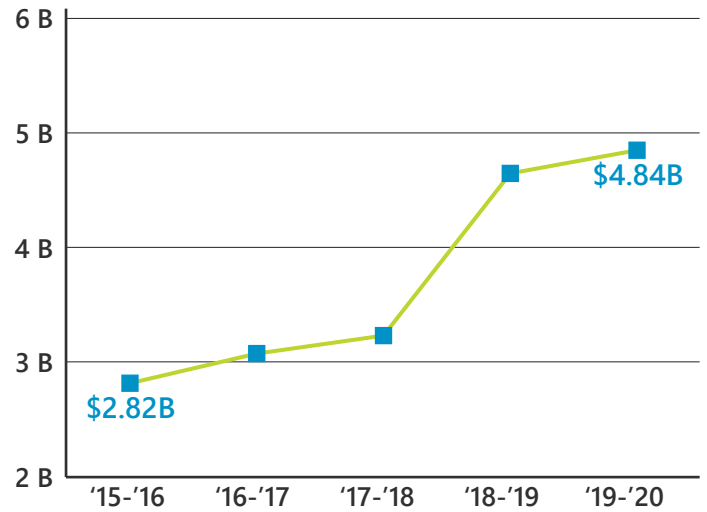
Median Age

2020 Employment by Industry

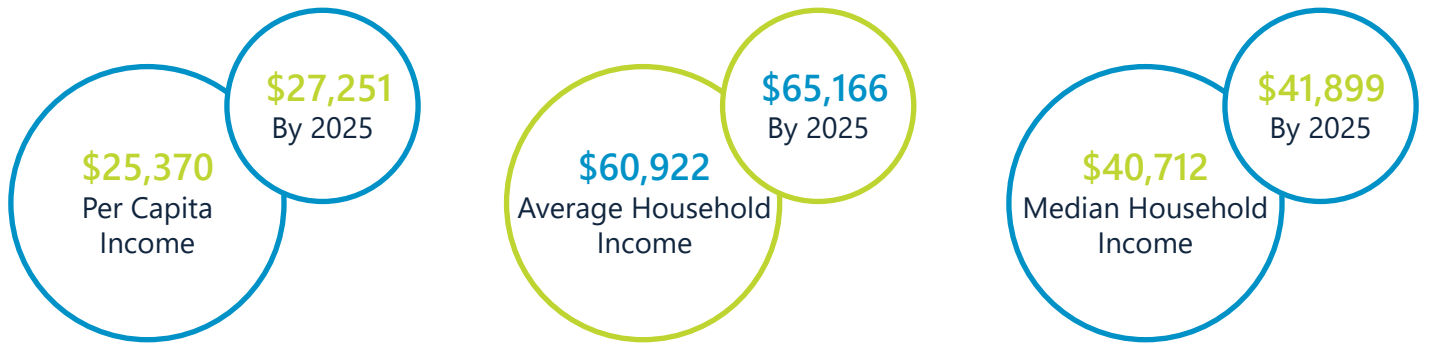


Employed Population, Age 16+ | 15,885 people or 88.9%


Gross Retail Sales By Fiscal Year



2020 Income



2020 Educational Attainment, Age 25+



ONESPARTANBURG INC.
BUSINESS ECONOMY TOURISM

OneSpartanburg, Inc.

Katherine O'Neil, Chief Economic Development Officer
864.594.5000
www.onespartanburginc.com



APPALACHIAN
COUNCIL OF GOVERNMENTS

Appalachian Council of Governments

30 Century Circle, Greenville, SC 29607
864.242.9733
www.scacog.org



City of Spartanburg

145 W. Broad Street, Spartanburg, SC 29306
864.596.2000
www.cityofspartanburg.org