

# City of Pickens

## Total Population

|                 | 2010      | 2020      | 2025      | Growth Rate <sup>1</sup> |
|-----------------|-----------|-----------|-----------|--------------------------|
| City of Pickens | 3,126     | 3,216     | 3,283     | 0.41%                    |
| Pickens County  | 119,224   | 129,347   | 134,734   | 0.82%                    |
| Upstate SC      | 1,362,073 | 1,534,241 | 1,622,166 | 1.12%                    |
| South Carolina  | 4,625,364 | 5,282,232 | 5,629,430 | 1.28%                    |

<sup>1</sup> Projected annual growth rate 2020-2025

## Households & Families

|                  | 2010  | 2020  | 2025  |
|------------------|-------|-------|-------|
| Total Households | 1,246 | 1,283 | 1,309 |
| Total Families   | 814   | 839   | 850   |
| Average HH Size  | 2.33  | 2.37  | 2.37  |

## Population by Age

|          | 2010  | 2020  | 2025  |
|----------|-------|-------|-------|
| Under 5  | 6.0%  | 5.7%  | 5.4%  |
| 5 to 9   | 5.6%  | 6.2%  | 5.8%  |
| 10 to 14 | 6.7%  | 6.1%  | 6.4%  |
| 15 to 24 | 12.5% | 10.2% | 10.8% |
| 25 to 34 | 12.9% | 13.2% | 11.1% |
| 35 to 44 | 13.3% | 12.6% | 12.7% |
| 45 to 54 | 13.3% | 13.0% | 13.0% |
| 55 to 64 | 11.7% | 12.9% | 12.8% |
| 65+      | 18.0% | 20.1% | 22.1% |



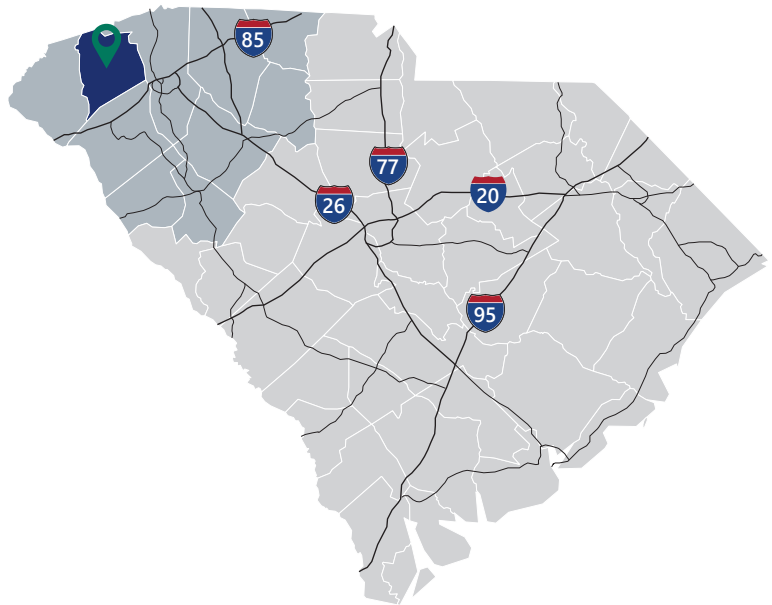
Under 18



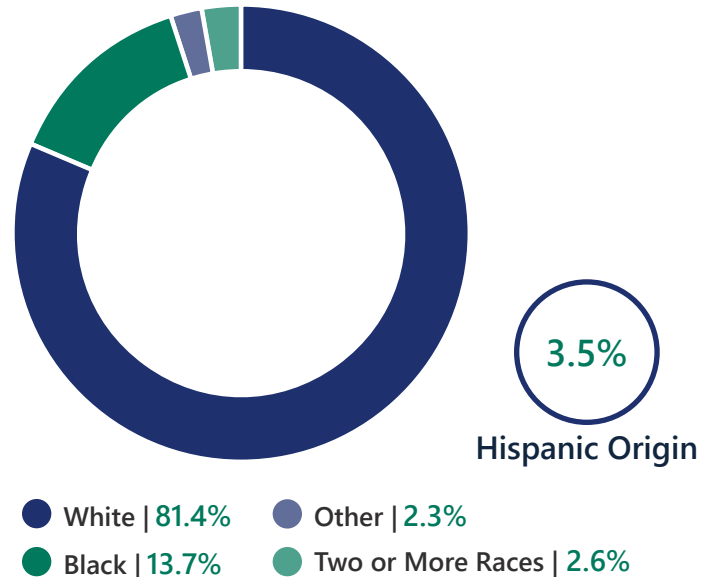
Prime Working Age



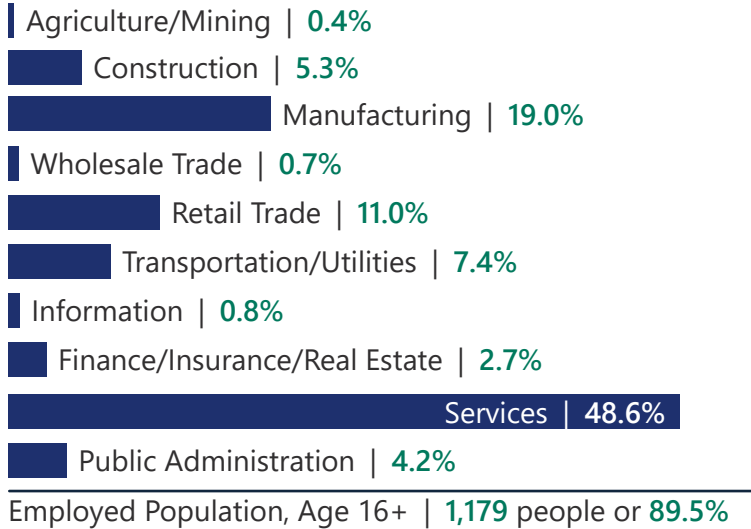
Median Age



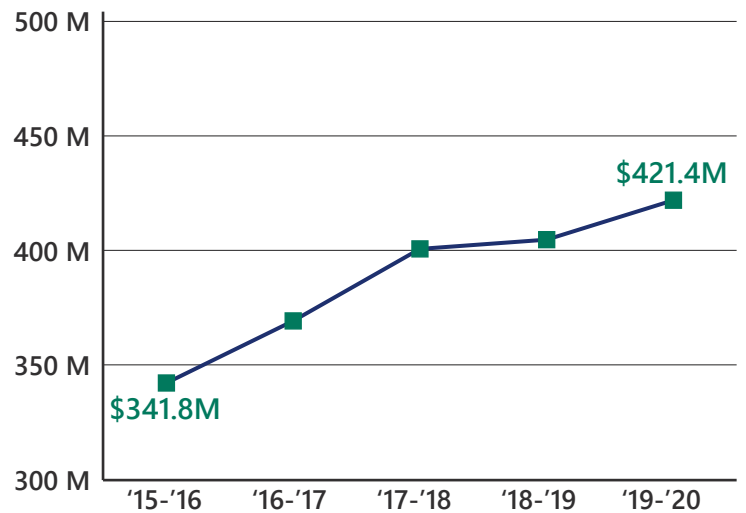
## 2020 Population By Race & Ethnicity



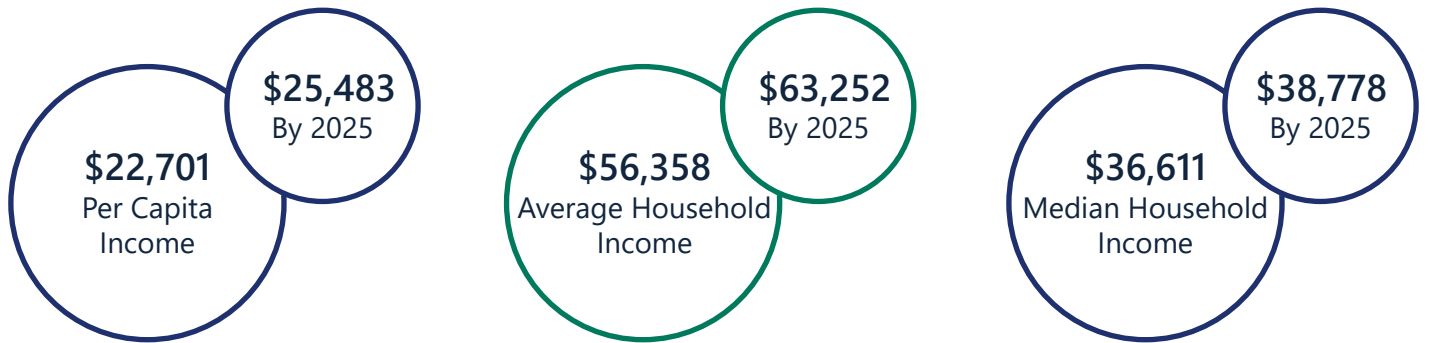
## 2020 Employment by Industry




## Gross Retail Sales By Fiscal Year



## 2020 Income



## 2020 Educational Attainment, Age 25+



**Alliance Pickens**  
 A. Ray Farley, II, CECD, Executive Director  
 864.898.1500  
[www.alliancepickens.com](http://www.alliancepickens.com)



**Appalachian Council of Governments**  
 30 Century Circle, Greenville, SC 29607  
 864.242.9733  
[www.scacog.org](http://www.scacog.org)



**City of Pickens**  
 219 Pendleton Street, Pickens, SC 29671  
 864.878.6421  
[www.cityofpickens.com](http://www.cityofpickens.com)