



## Total Population

	2010	2020	2025	Growth Rate <sup>1</sup>
Liberty	3,269	3,456	3,571	0.66%
Pickens County	119,224	129,347	134,734	0.82%
Upstate SC	1,362,073	1,534,241	1,622,166	1.12%
South Carolina	4,625,364	5,282,232	5,629,430	1.28%

<sup>1</sup> Projected annual growth rate 2020-2025

## Households & Families

	2010	2020	2025
Total Households	1,375	1,458	1,508
Total Families	897	979	1,006
Average HH Size	2.37	2.37	2.37

## Population by Age

	2010	2020	2025
Under 5	6.4%	5.8%	5.5%
5 to 9	6.2%	6.2%	6.0%
10 to 14	6.9%	6.2%	6.5%
15 to 24	11.6%	10.4%	10.2%
25 to 34	12.5%	12.9%	11.1%
35 to 44	13.5%	13.4%	13.6%
45 to 54	14.3%	13.6%	12.9%
55 to 64	11.7%	13.7%	13.8%
65+	16.9%	17.8%	20.3%



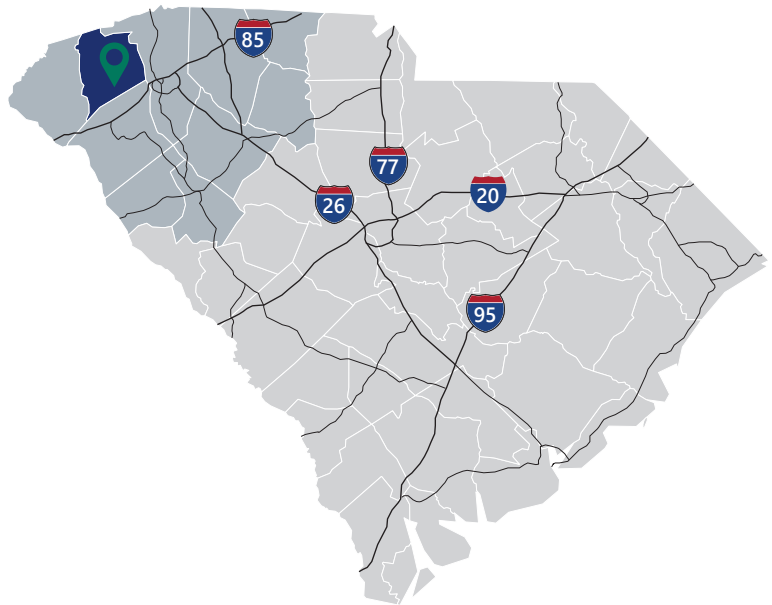
Under 18



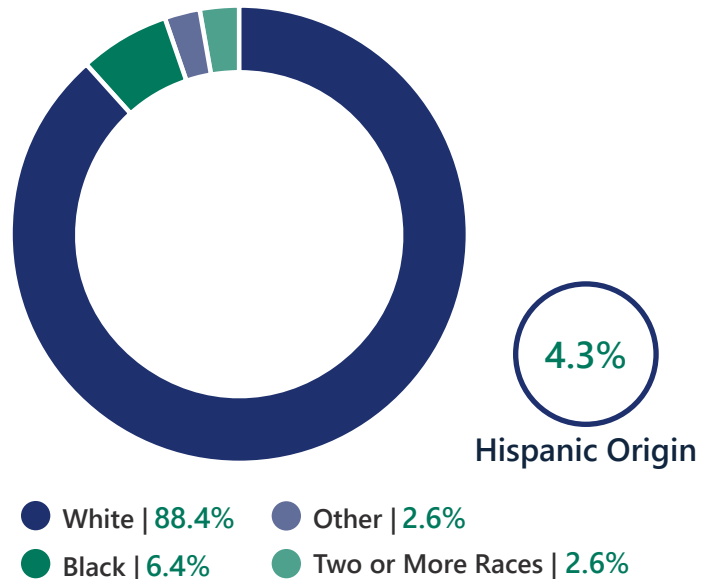
Prime Working Age



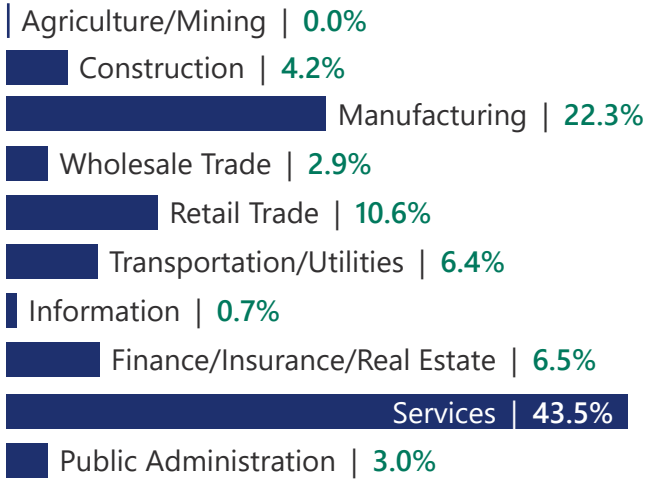
Median Age



## 2020 Population By Race & Ethnicity

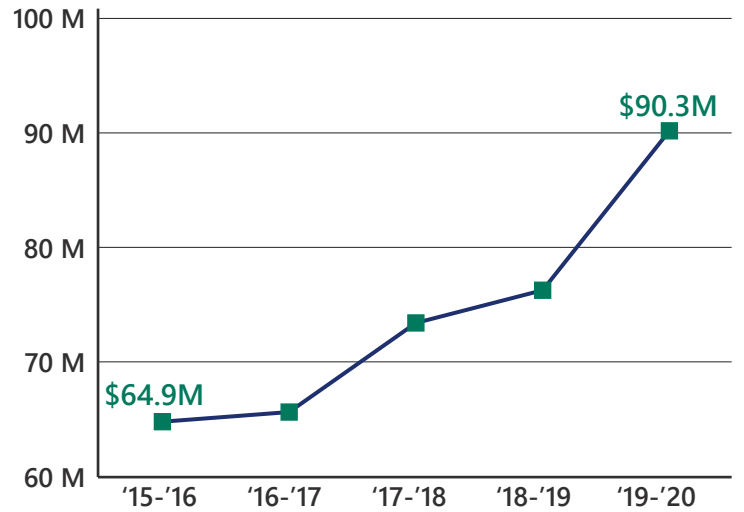


## 2020 Employment by Industry

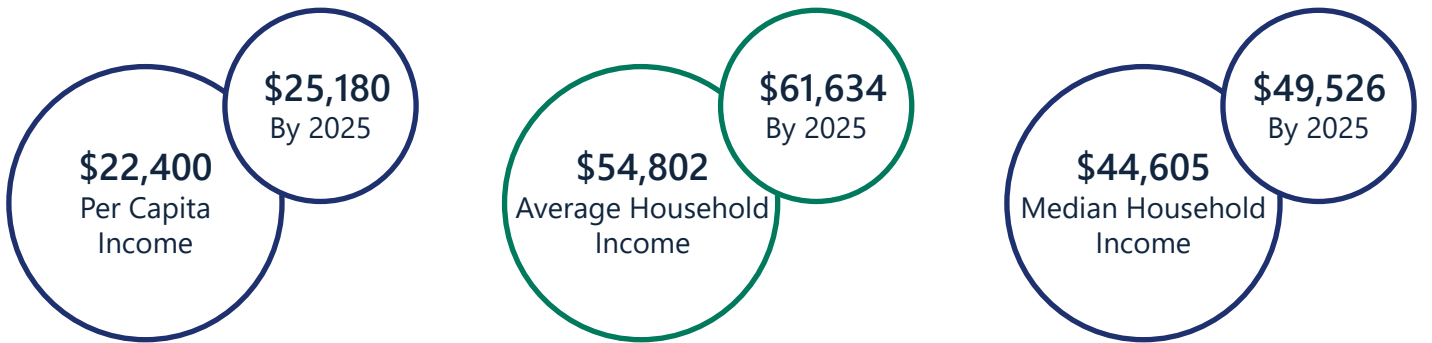


Employed Population, Age 16+ | **1,544** people or **89.2%**


## Gross Retail Sales By Fiscal Year



## 2020 Income



## 2020 Educational Attainment, Age 25+



**Alliance Pickens**  
A. Ray Farley, II, CECD, *Executive Director*  
864.898.1500  
www.alliancepickens.com



**Appalachian Council of Governments**  
30 Century Circle, Greenville, SC 29607  
864.242.9733  
www.scacog.org



**City of Liberty**  
206 W. Front Street, Liberty, SC 29657  
864.843.3177  
www.libertysc.com