



# City of Landrum

## Total Population

	2010	2020	2025	Growth Rate <sup>1</sup>
Landrum	2,376	2,671	2,834	1.19%
Spartanburg County	284,307	332,410	356,350	1.40%
Upstate SC	1,362,073	1,534,241	1,622,166	1.12%
South Carolina	4,625,364	5,282,232	5,629,430	1.28%

<sup>1</sup> Projected annual growth rate 2020-2025

## Households & Families

	2010	2020	2025
Total Households	1,042	1,172	1,241
Total Families	657	730	768
Average HH Size	2.28	2.28	2.28

## Population by Age

	2010	2020	2025
Under 5	5.9%	5.1%	5.1%
5 to 9	6.1%	5.3%	5.4%
10 to 14	6.1%	5.5%	5.8%
15 to 24	11.6%	10.4%	9.8%
25 to 34	9.9%	12.0%	11.9%
35 to 44	11.7%	10.3%	11.0%
45 to 54	15.0%	12.3%	11.0%
55 to 64	14.1%	15.3%	14.3%
65+	19.3%	23.7%	25.7%



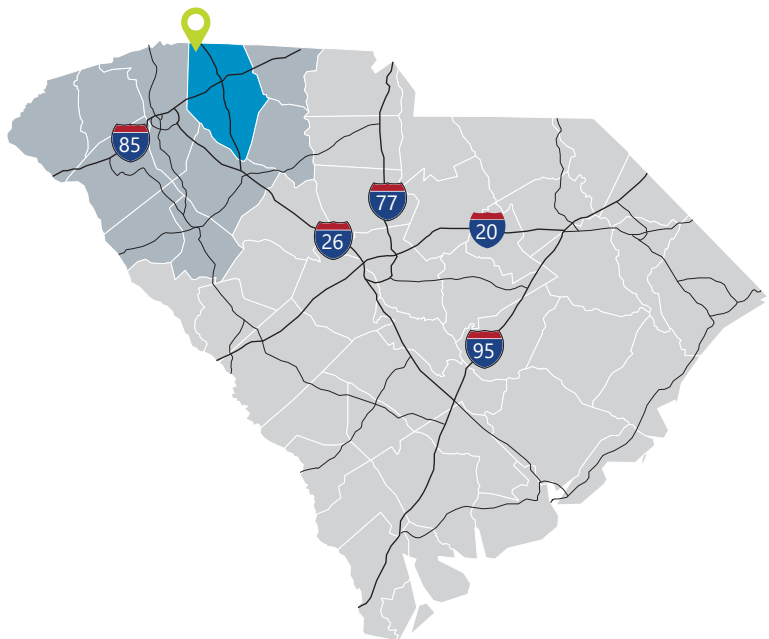
Under 18



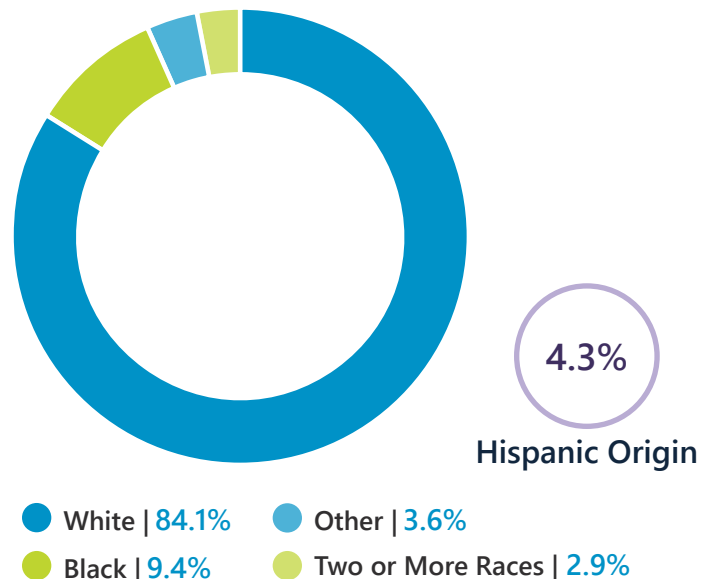
Prime Working Age



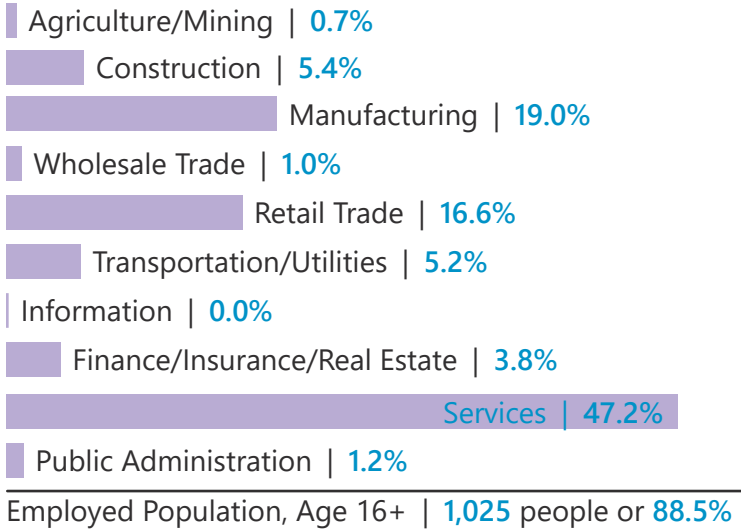
Median Age



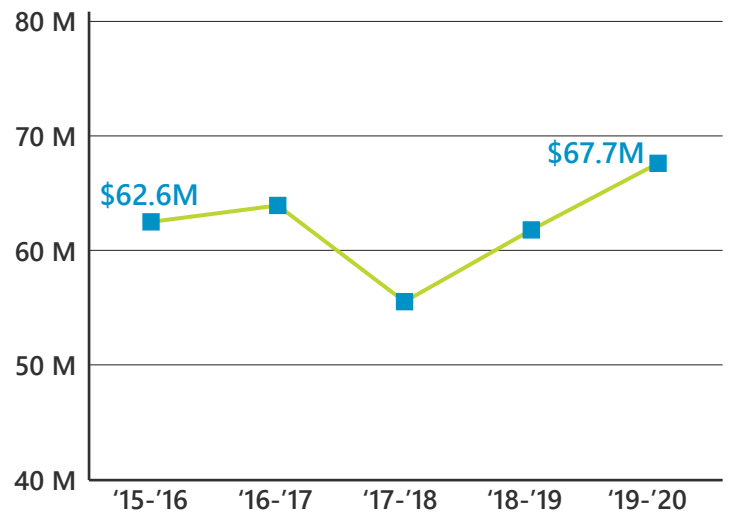
## 2020 Population By Race & Ethnicity



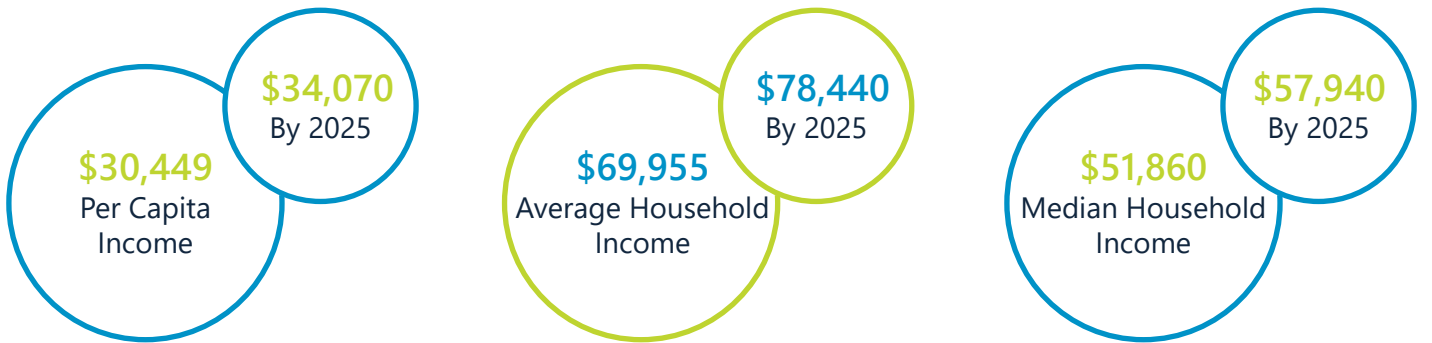
## 2020 Employment by Industry




## Gross Retail Sales By Fiscal Year



## 2020 Income



## 2020 Educational Attainment, Age 25+



ONESPARTANBURG INC.  
BUSINESS ECONOMY TOURISM

OneSpartanbug, Inc.

Katherine O'Neil, Chief Economic Development Officer  
864.594.5000  
www.onespartanburginc.com



APPALACHIAN  
COUNCIL OF GOVERNMENTS

Appalachian Council of Governments

30 Century Circle, Greenville, SC 29607  
864.242.9733  
www.scacog.org



City of Landrum

100 N. Shamrock Avenue, Landrum, SC 29356  
864.457.3000  
www.cityoflandrumsc.com