



City of Greer

Total Population

	2010	2020	2025	Growth Rate ¹
Greer	25,515	32,211	34,792	1.55%
Spartanburg County	284,307	332,410	356,350	1.40%
Upstate SC	1,362,073	1,534,241	1,622,166	1.12%
South Carolina	4,625,364	5,282,232	5,629,430	1.28%

¹ Projected annual growth rate 2020-2025

Households & Families

	2010	2020	2025
Total Households	10,012	12,578	13,549
Total Families	6,685	8,466	9,087
Average HH Size	2.52	2.54	2.55

Population by Age

	2010	2020	2025
Under 5	8.5%	7.0%	7.0%
5 to 9	7.4%	7.3%	7.1%
10 to 14	6.9%	7.3%	7.3%
15 to 24	12.4%	11.1%	11.6%
25 to 34	16.2%	13.8%	12.4%
35 to 44	15.0%	14.3%	15.1%
45 to 54	13.0%	13.0%	12.5%
55 to 64	9.5%	11.9%	11.3%
65+	10.9%	14.2%	15.7%

25.2%

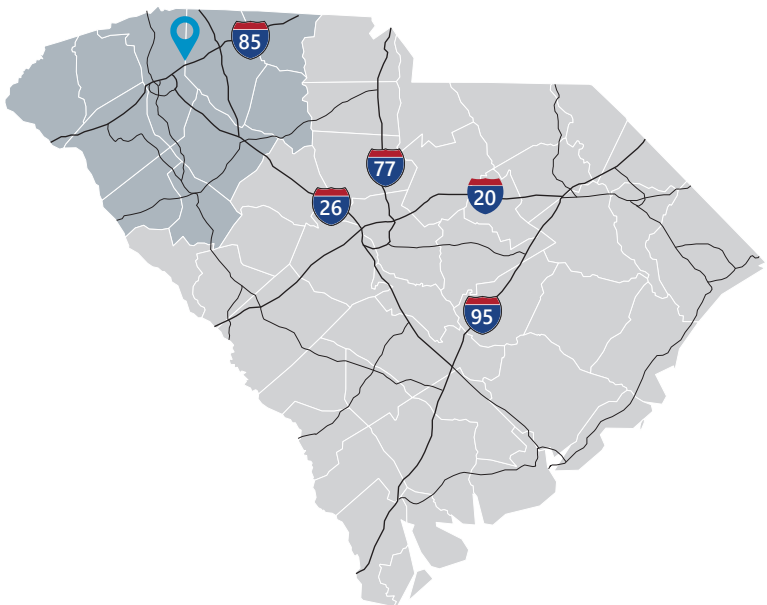
Under 18

41.1%

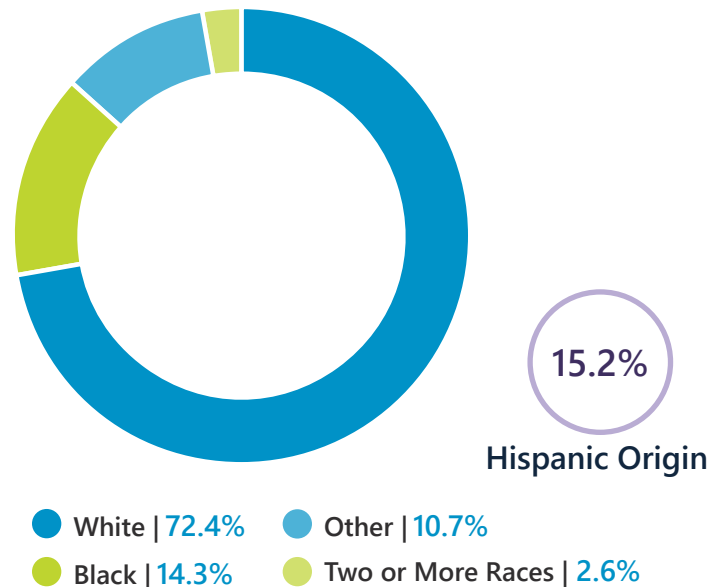
Prime Working Age

37.3

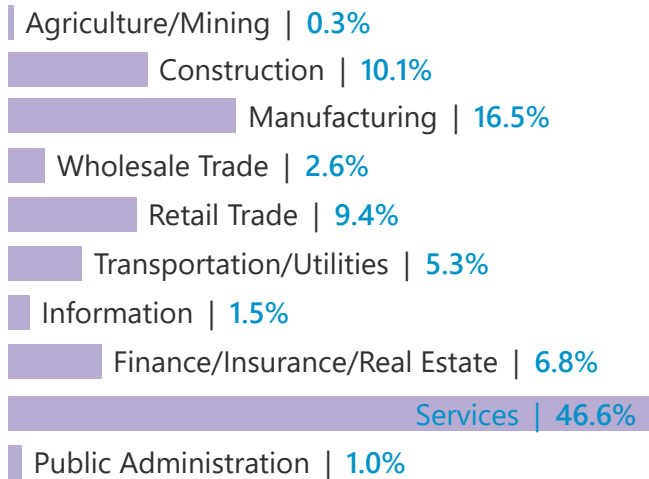
Median Age



2020 Population By Race & Ethnicity

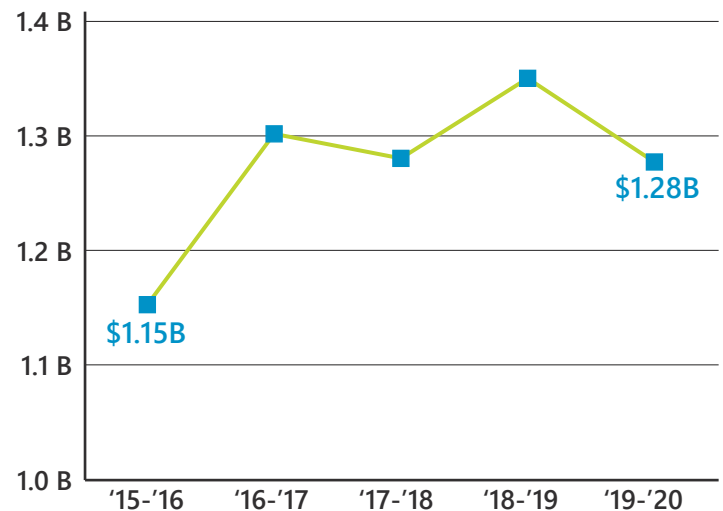


2020 Employment by Industry

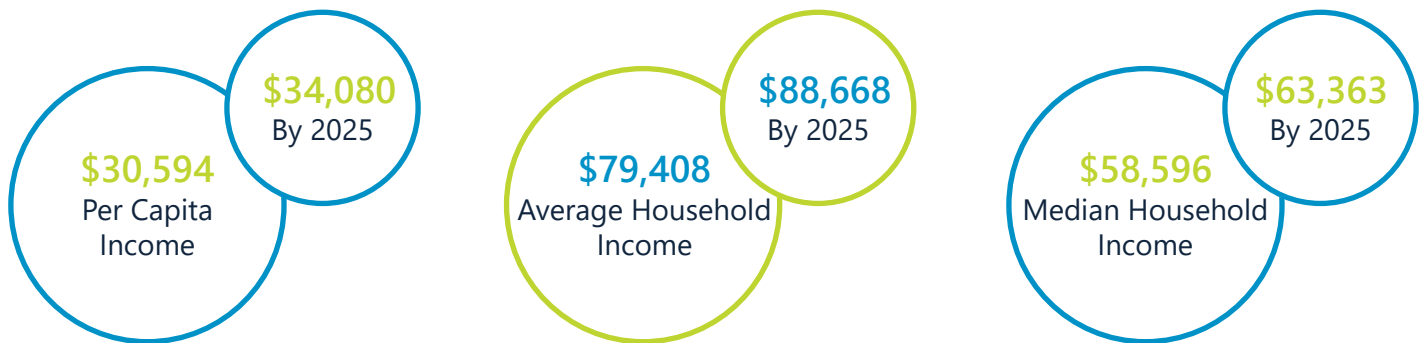


Employed Population, Age 16+ | 1,487 people or 91.1%


Gross Retail Sales By Fiscal Year



2020 Income



2020 Educational Attainment, Age 25+



ONESPARTANBURG INC.
BUSINESS ECONOMY TOURISM

OneSpartanbug, Inc.

Katherine O'Neil, Chief Economic Development Officer
864.594.5000
www.onespartanburginc.com



Appalachian Council of Governments

30 Century Circle, Greenville, SC 29607
864.242.9733
www.scacog.org



City of Greer

301 E. Poinsett Street, Greer, SC 29651
864.848.2150
www.cityofgreer.org