



City of Gaffney

Total Population

	2010	2020	2025	Growth Rate ¹
Gaffney	12,414	13,137	13,300	0.25%
Cherokee County	55,342	57,978	59,212	0.25%
Upstate SC	1,362,073	1,534,241	1,622,166	1.12%
South Carolina	4,625,364	5,282,232	5,629,430	1.28%

¹ Projected annual growth rate 2020-2025

Households & Families

	2010	2020	2025
Total Households	5,044	5,130	5,190
Total Families	3,028	3,004	3,017
Average HH Size	2.34	2.39	2.40

Population by Age

	2010	2020	2025
Under 5	6.2%	5.9%	5.9%
5 to 9	6.2%	5.9%	5.7%
10 to 14	6.2%	5.8%	5.7%
15 to 24	15.5%	13.8%	13.5%
25 to 34	11.5%	13.7%	11.5%
35 to 44	11.8%	11.0%	12.7%
45 to 54	13.0%	12.1%	11.3%
55 to 64	12.3%	12.3%	12.0%
65+	17.4%	19.6%	21.8%



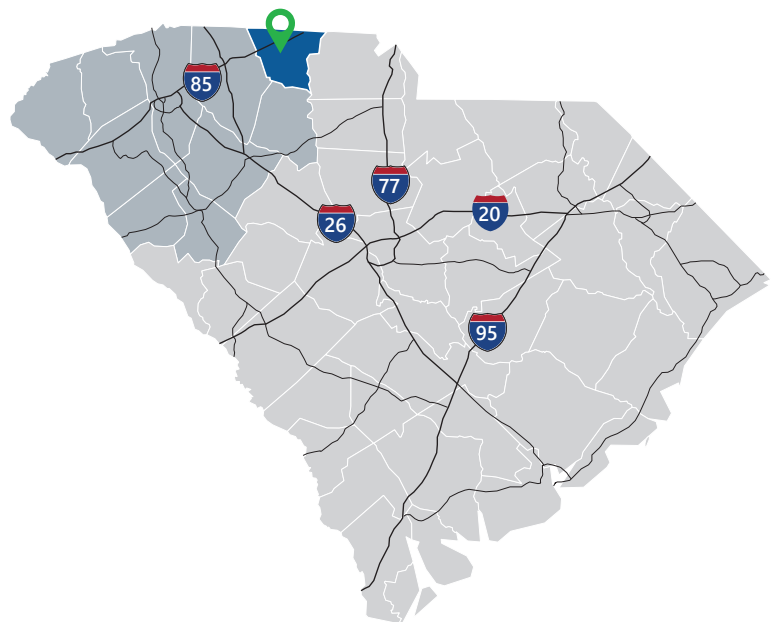
Under 18



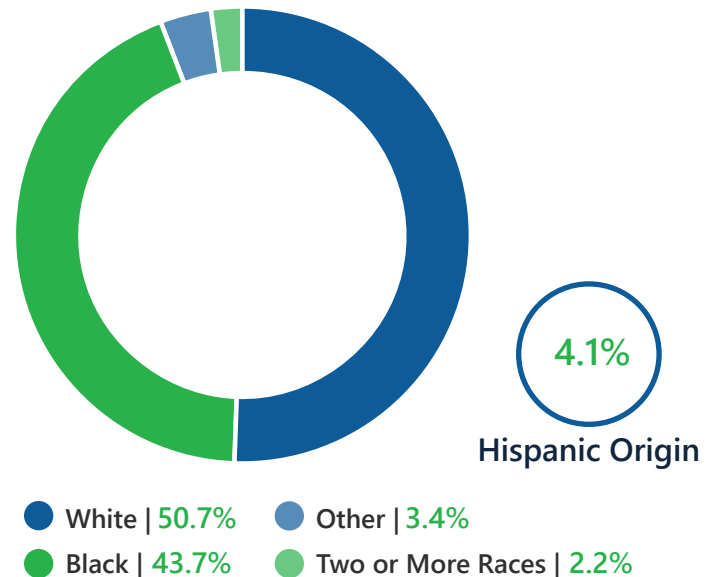
Prime Working Age



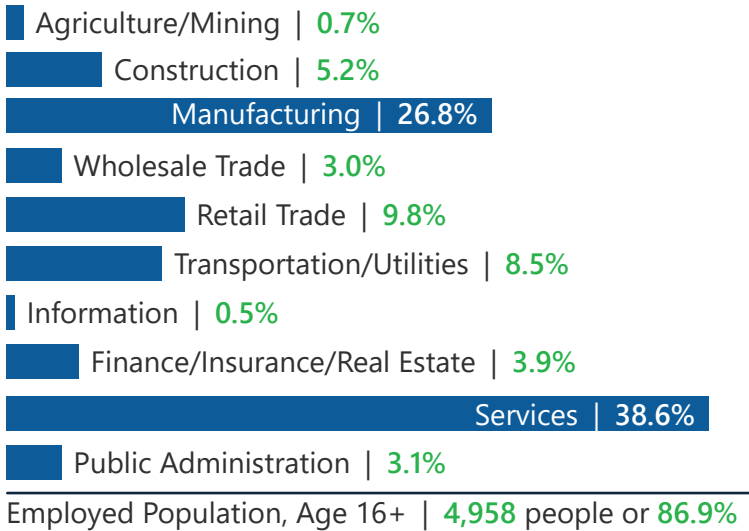
Median Age



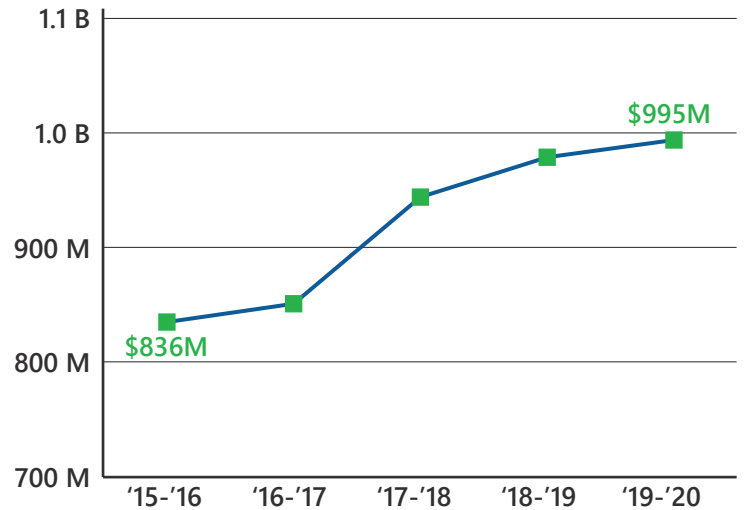
2020 Population By Race & Ethnicity



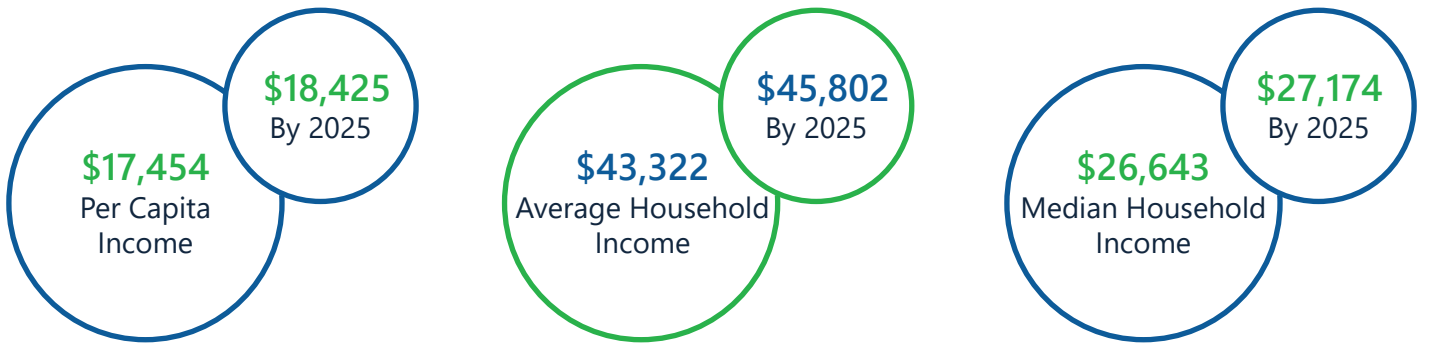
2020 Employment by Industry




Gross Retail Sales By Fiscal Year



2020 Income



2020 Educational Attainment, Age 25+



Cherokee County Development Board
 Jim Cook, Executive Director
 864.206.2804
www.cherokeeountydevelopmentboard.com



Appalachian Council of Governments
 30 Century Circle, Greenville, SC 29607
 864.242.9733
www.scacog.org



City of Gaffney
 201 N. Limestone Street, Gaffney, SC 29340
 864.487.8505
www.getintogaffney.com