

City of Fountain Inn



Total Population

	2010	2020	2025	Growth Rate ¹
Fountain Inn	7,799	9,057	9,750	1.49%
Greenville County	451,225	529,297	569,355	1.47%
Upstate SC	1,362,073	1,534,241	1,622,166	1.12%
South Carolina	4,625,364	5,282,232	5,629,430	1.28%

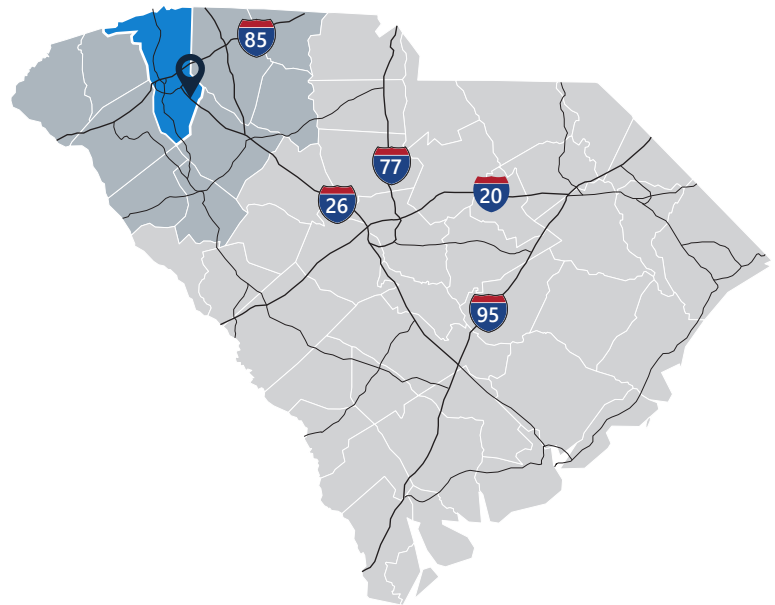
¹ Projected annual growth rate 2020-2025

Households & Families

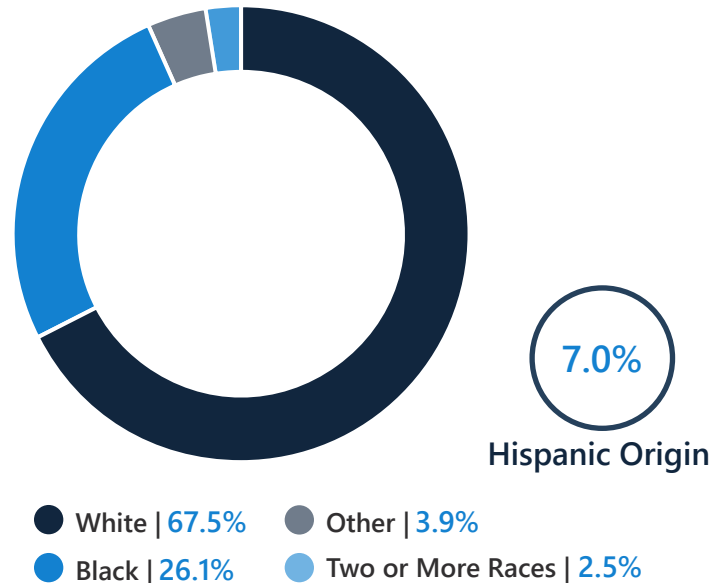
	2010	2020	2025
Total Households	2,889	3,295	3,538
Total Families	2,094	2,314	2,473
Average HH Size	2.67	2.73	2.74

Population by Age

	2010	2020	2025
Under 5	8.0%	6.8%	6.7%
5 to 9	7.7%	7.0%	6.8%
10 to 14	7.4%	7.1%	7.1%
15 to 24	12.3%	12.3%	12.0%
25 to 34	14.6%	13.7%	13.5%
35 to 44	15.2%	13.7%	13.3%
45 to 54	13.4%	13.7%	12.6%
55 to 64	10.0%	12.3%	12.5%
65+	11.4%	13.4%	15.4%



2020 Population By Race & Ethnicity



Under 18

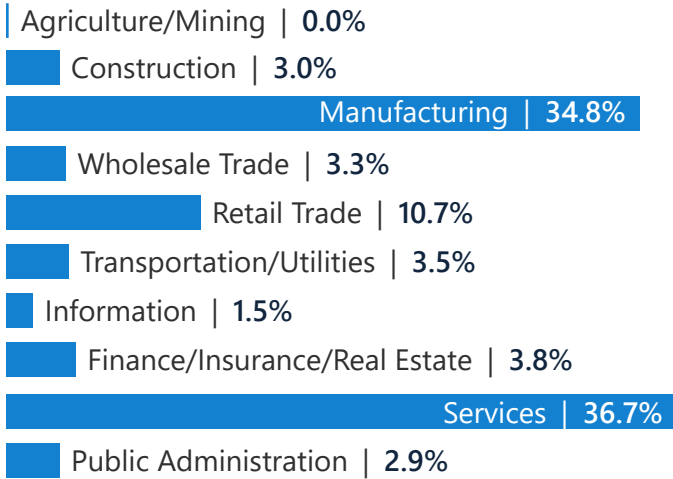


Prime Working Age



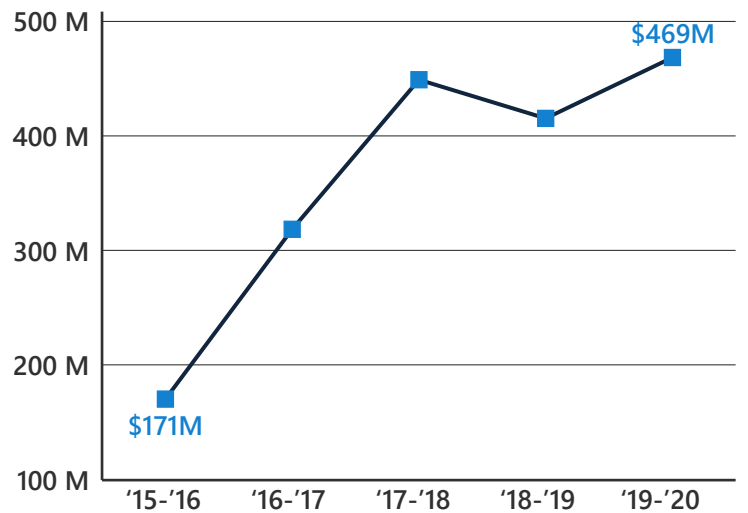
Median Age

2020 Employment by Industry

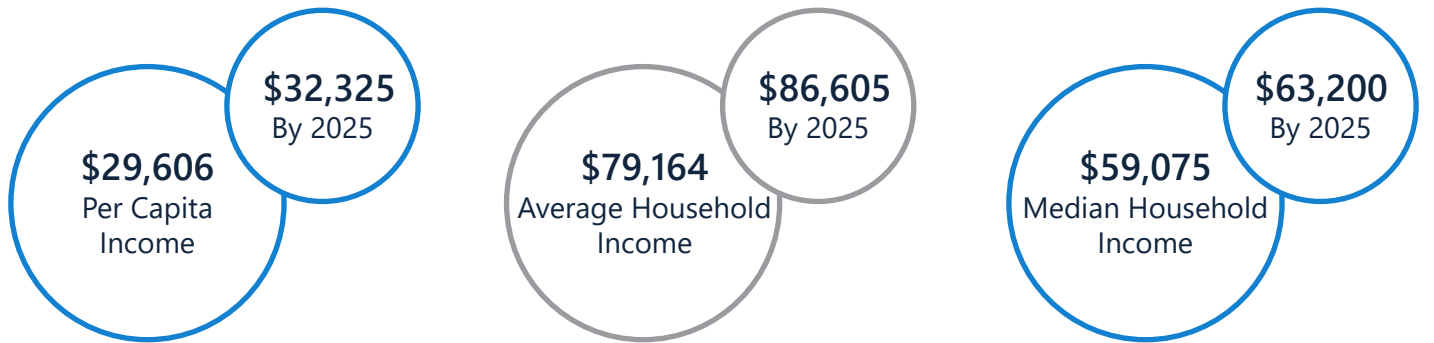


Employed Population, Age 16+ | 4,093 people or 90.7%


Gross Retail Sales By Fiscal Year



2020 Income



2020 Educational Attainment, Age 25+



Greenville Area Development Corporation
 Mark Farris, President/CEO
 864.235.2008
www.gogadc.com



Appalachian Council of Governments
 30 Century Circle, Greenville, SC 29607
 864.242.9733
www.scacog.org



FOUNTAIN INN

City of Fountain Inn
 200 N. Main Street, Fountain Inn, SC 29644
 864.862.4421
www.fountaininn.org