

# City of Belton



## Total Population

	2010	2020	2025	Growth Rate <sup>1</sup>
Belton	4,134	4,129	4,267	0.66%
Anderson County	187,126	208,587	219,541	1.03%
Upstate SC	1,362,073	1,534,241	1,622,166	1.12%
South Carolina	4,625,364	5,282,232	5,629,430	1.28%

<sup>1</sup> Projected annual growth rate 2020-2025

## Households & Families

	2010	2020	2025
Total Households	1,787	1,785	1,843
Total Families	1,100	1,118	1,144
Average HH Size	2.25	2.31	2.31

## Population by Age

	2010	2020	2025
Under 5	7.2%	6.2%	5.9%
5 to 9	6.2%	6.5%	6.3%
10 to 14	6.2%	5.9%	6.5%
15 to 24	11.7%	10.3%	10.6%
25 to 34	11.9%	12.6%	11.1%
35 to 44	11.7%	11.3%	11.7%
45 to 54	14.2%	12.4%	12.4%
55 to 64	12.9%	13.6%	13.1%
65+	18.1%	21.2%	22.5%



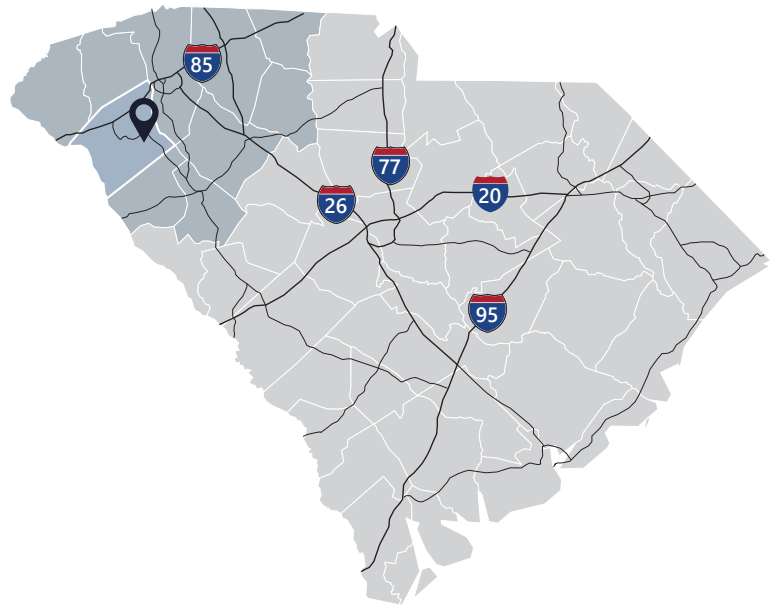
Under 18



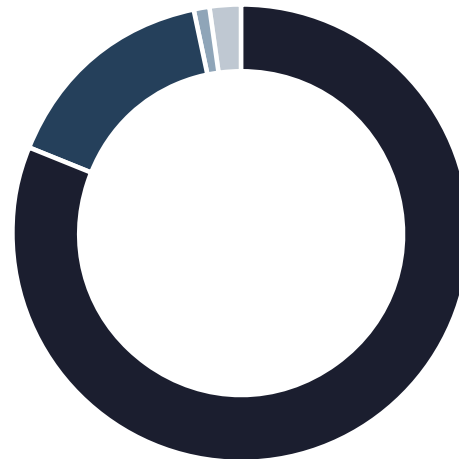
Prime Working Age



Median Age



## 2020 Population By Race & Ethnicity



White | 81.2%

Other | 1.0%

Black | 15.7%

Two or More Races | 2.1%



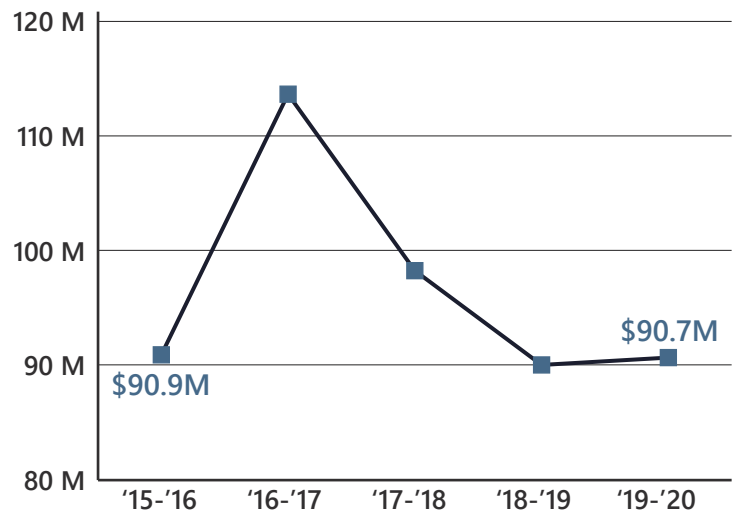
Hispanic Origin

## 2020 Employment by Industry

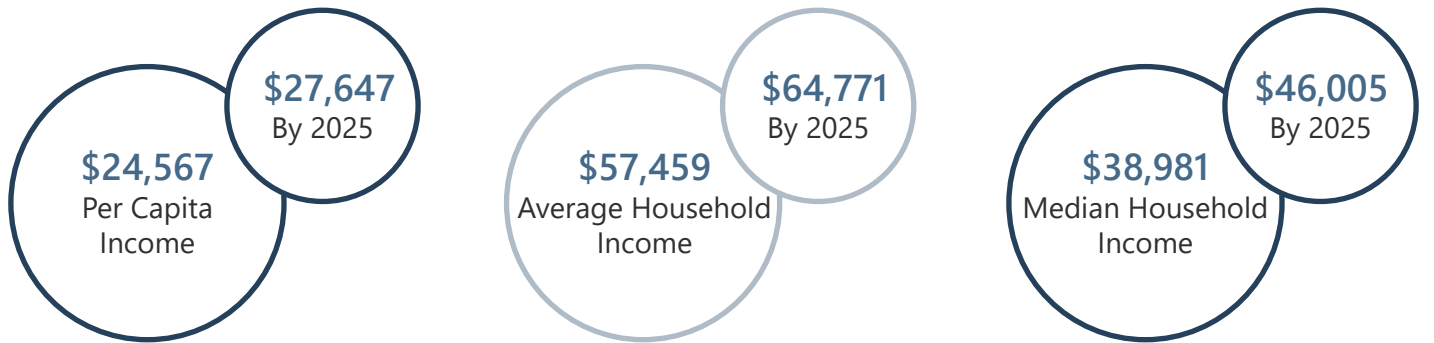


Employed Population, Age 16+ | 1,518 people or 86.3%


## Gross Retail Sales By Fiscal Year



## 2020 Income



## 2020 Educational Attainment, Age 25+



**Anderson County Economic Development**  
Burriss Nelson, Economic Development Director  
864.260.4386  
[www.andersoncountysc.org/econ-dev](http://www.andersoncountysc.org/econ-dev)



**Appalachian Council of Governments**  
30 Century Circle, Greenville, SC 29607  
864.242.9733  
[www.scacog.org](http://www.scacog.org)



**City of Belton**  
306 Anderson Street, Belton, SC 29627  
864.338.7773  
[www.cityofbeltonsc.com](http://www.cityofbeltonsc.com)