

Total Population

	2010	2020	2025	Growth Rate ¹
City of Anderson	26,686	28,435	29,379	0.66%
Anderson County	187,126	208,587	219,541	1.03%
Upstate SC	1,362,073	1,534,241	1,622,166	1.12%
South Carolina	4,625,364	5,282,232	5,629,430	1.28%

¹ Projected annual growth rate 2020-2025

Households & Families

	2010	2020	2025
Total Households	11,080	11,783	12,202
Total Families	6,449	6,802	6,980
Average HH Size	2.25	2.25	2.25

Population by Age

	2010	2020	2025
Under 5	7.7%	6.6%	6.6%
5 to 9	6.4%	6.3%	6.1%
10 to 14	5.9%	5.9%	6.0%
15 to 24	15.6%	14.7%	14.6%
25 to 34	12.3%	12.5%	11.8%
35 to 44	11.5%	11.3%	11.6%
45 to 54	12.1%	11.3%	10.9%
55 to 64	10.7%	11.7%	11.2%
65+	17.8%	19.9%	21.3%



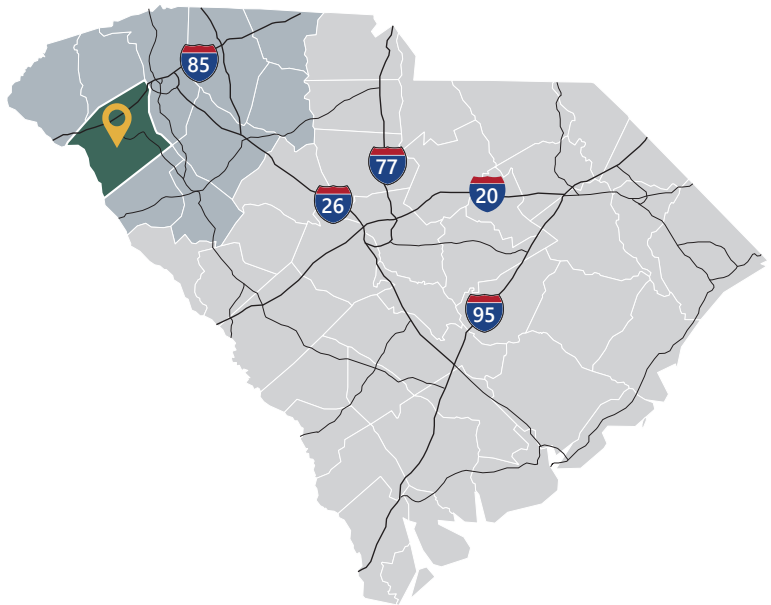
Under 18



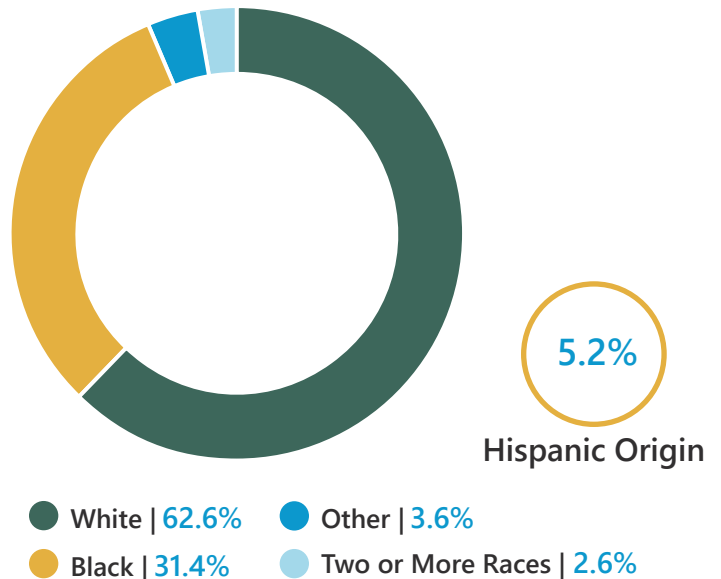
Prime Working Age



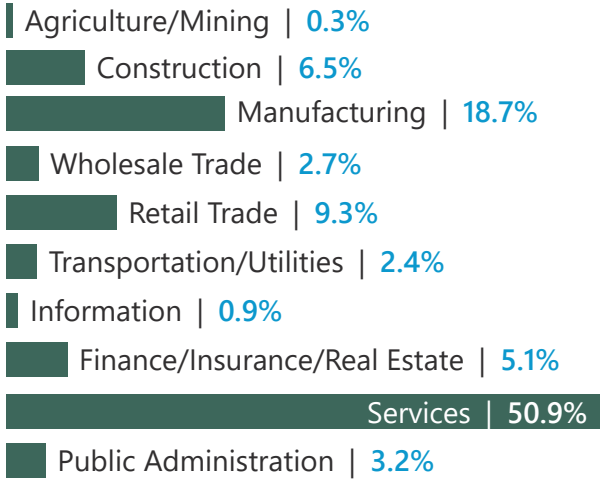
Median Age



2020 Population By Race & Ethnicity

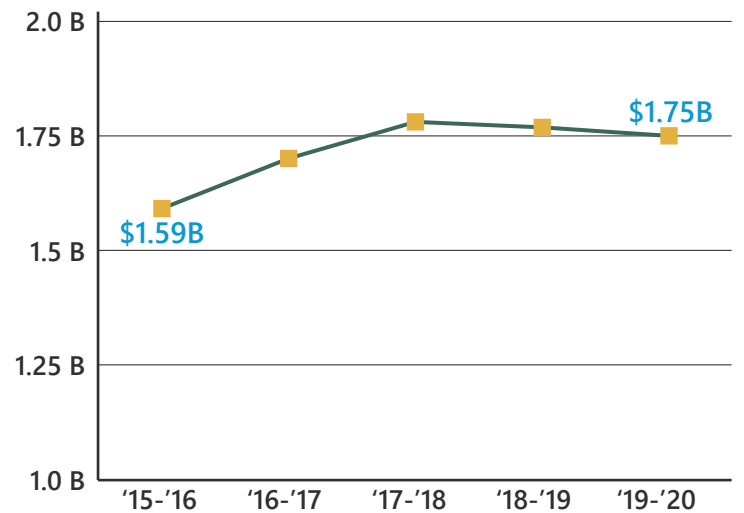


2020 Employment by Industry

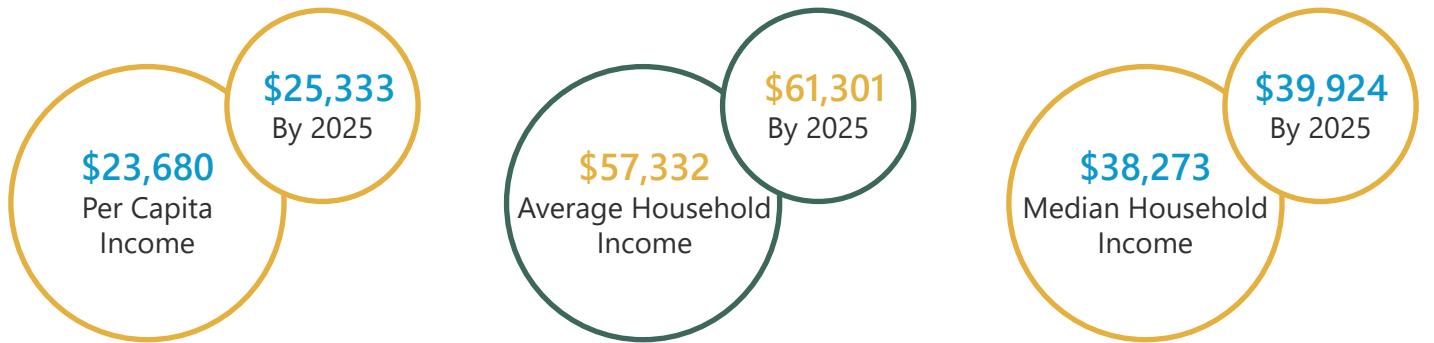


Employed Population, Age 16+ | **11,131** people or **89.2%**


Gross Retail Sales By Fiscal Year



2020 Income



2020 Educational Attainment, Age 25+



Appalachian Council of Governments
 30 Century Circle, Greenville, SC 29607
 864.242.9733
www.scacog.org



City of Anderson
 102 North Murray Avenue, Anderson, SC 296245
 864.231.2605
www.andersoncityeconomicdevelopment.com